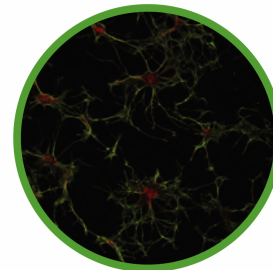
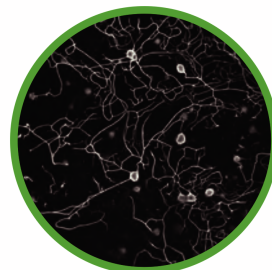
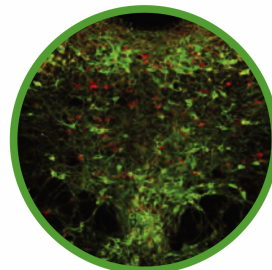
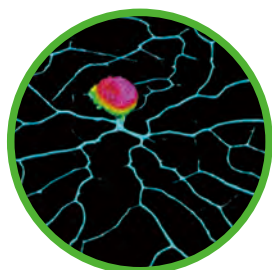
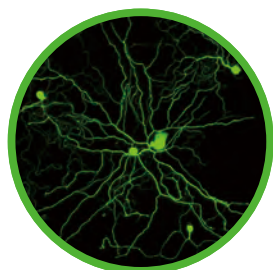


ABiS

第9回ABiS光学顕微鏡トレーニングコース

「顕微鏡観察の基礎から応用まで」

Advanced Light Microscopy Course at OIST



9th ABiS Light Microscopy Course at OIST

Date Thursday, January 23, 2025 - 09:00 to Friday, January 24, 2025 - 17:30

Location OIST Seminar room Lab1 B503

Hands-on session: microscopy core facility Lab1 B380 main room

Program

Thursday 23rd	min	@ Lab1B503	Given By
9:00 - 9:10	10	Welcome and introduction to the Course	Shinya Komoto
9:10 - 10:00	50	Understanding the question 観たいものは何ですか?	Shinya Komoto
10:00 - 10:50	50	光学デバイスの基礎	Joe Sakamoto
10:50 - 11:20	30	Break	B503
11:20 - 12:10	50	顕微鏡観察手法基礎	Masato Takiguchi
12:10 - 13:10	60	Lunch	
13:10 - 14:00	50	蛍光イメージング基礎	Joe Sakamoto
14:00 - 14:50	50	蛍光顕微鏡のためのサンプル調整法	Motosuke Tsutsumi
15:00 - 17:00	120	Hands on: Basic operation and illuminations of the microscope	Joe, Motosuke, Yasuhiko, Koji, Shinya
17:00 - 17:30	30	Q&A on the basic microscopy and the illuminations	
17:30 -		End of the program Day 1 → Return to SSH	

Friday 24th	min	@ Lab1B503	Given By
09:00 - 9:05	05	General Information	Shinya Komoto
09:05 - 9:55	50	Advanced Microscope	Yasuhiko Sato
10:00 - 10:30	30	観察法の実例	Koji Koizumi
10:30 - 11:00	30	Break : Group Photo @ B503 or Garden	
11:00 - 11:45	45	超解像顕微鏡法	Motosuke Tsutsumi
12:00 - 13:00	60	Lunch	
13:00 - 13:10	10	Brief introduction of the hands-on session Day2	Shinya
13:10 - 15:00	110	Hands-on: Confocal imaging using cleared sample	Joe, Motosuke, Yasuhiko, Koji, Shinya
15:00 - 15:20	20	Break	
15:20 - 15:50	30	顕微鏡のリモートアクセス	Motosuke Tsutsumi
15:50 - 16:50	60	Tour de Core Facility	
17:00 - 17:30	30	Closing Remarks	Shinya Komoto
17:30 -		End of the program Day 2 → Departure	