

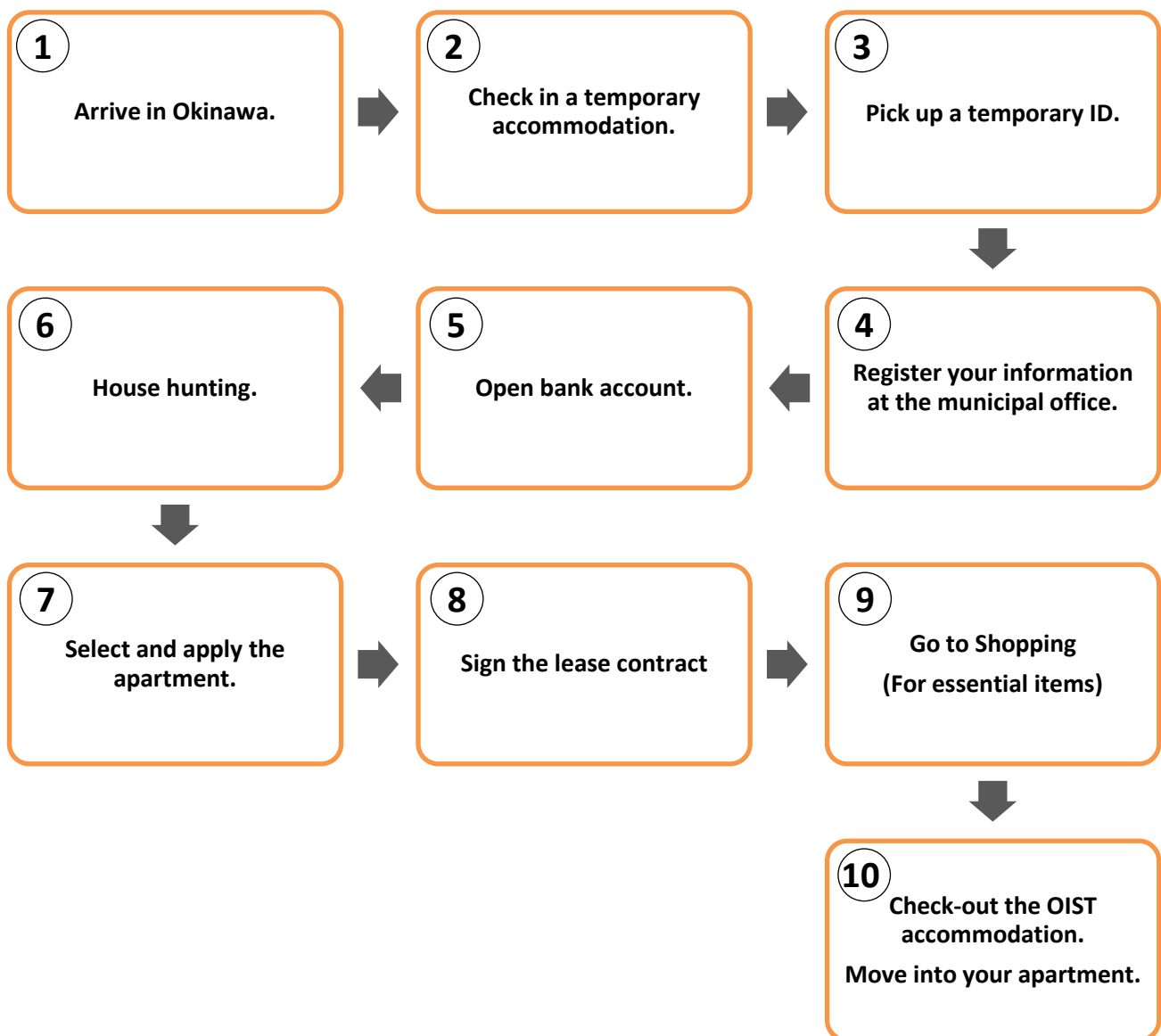
Welcome Package  
For New Employees



1. [Relocation Flow](#)
2. [Rental Cars](#)
3. [Map Around OIST](#)
4. [Daily Life Information](#)
5. [House Search](#)
6. [Car Search by Cross-Road](#)
7. [Initial cost for settling in Okinawa](#)
8. [OIST Shuttle Bus Schedule](#)
9. [Currency Exchange](#)
10. [Campus Map](#)

## Relocation Flow Post Arrival

---



It takes about two to four weeks for your relocation to be completed—the relocation schedule changes depending on the house hunting situation or available move-in day.

If your move-in day exceeds the maximum stay of OIST temporary accommodation, please find Airbnb, a monthly apartment, or a hotel until your move-day.

Once your relocation is complete, please contact Resource Center for assistance and inquiries.

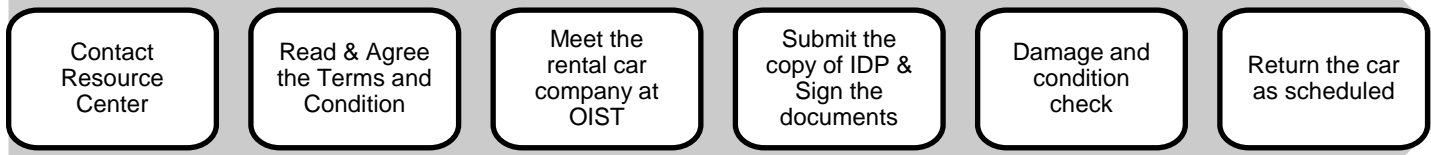
# Rental Cars

If you wish to rent a car, please visit:

<https://groups.oist.jp/resource-center/renting-car-okinawa>

\*Read through the web page regarding the rental cars.

\*The rental car period is one month.



## 1. Rental Company A

- Current model comes with navigation, back monitor, etc.
- Payment Method: Credit Card or Cash.

\*Unlimited for personal/property compensation

Insurance A: Mandatory Insurance for OIST employees for commuting

Insurance B: Non-operation charge

Kei Car	Compact Car
89,100 Yen~	95,040 Yen~

## 2. Rental Company B

- Current model, comes with navigation, back monitor, etc.
- Payment Method: Credit Card or Cash.
- Insurance included.

\*Rental car Assistance Pack is available with 9,900 yen

Class KSS: K-car	Class SA/S: compact car such as Demio, March
60,500Yen	66,000Yen

## 3. Rental Company C

- Payment Method:
- Insurance

\*Purchasing the car which you rented is possible after the rental period is over.

XXXX	XXXXX
33,000 Yen	xxxxx

### Documents Required

Valid International Driver's Permit

\*Please check if the validation of you IDP.

### Rules for Renting a Car

- Keep it clean
- Return the car in its original condition.
- Do not smoke in the smoke-free rental car.

\*Keep it mind that you are responsible to compensate for all the damages or the smell you have caused.

Please visit Recourse Center's website regarding the rental car for more details.

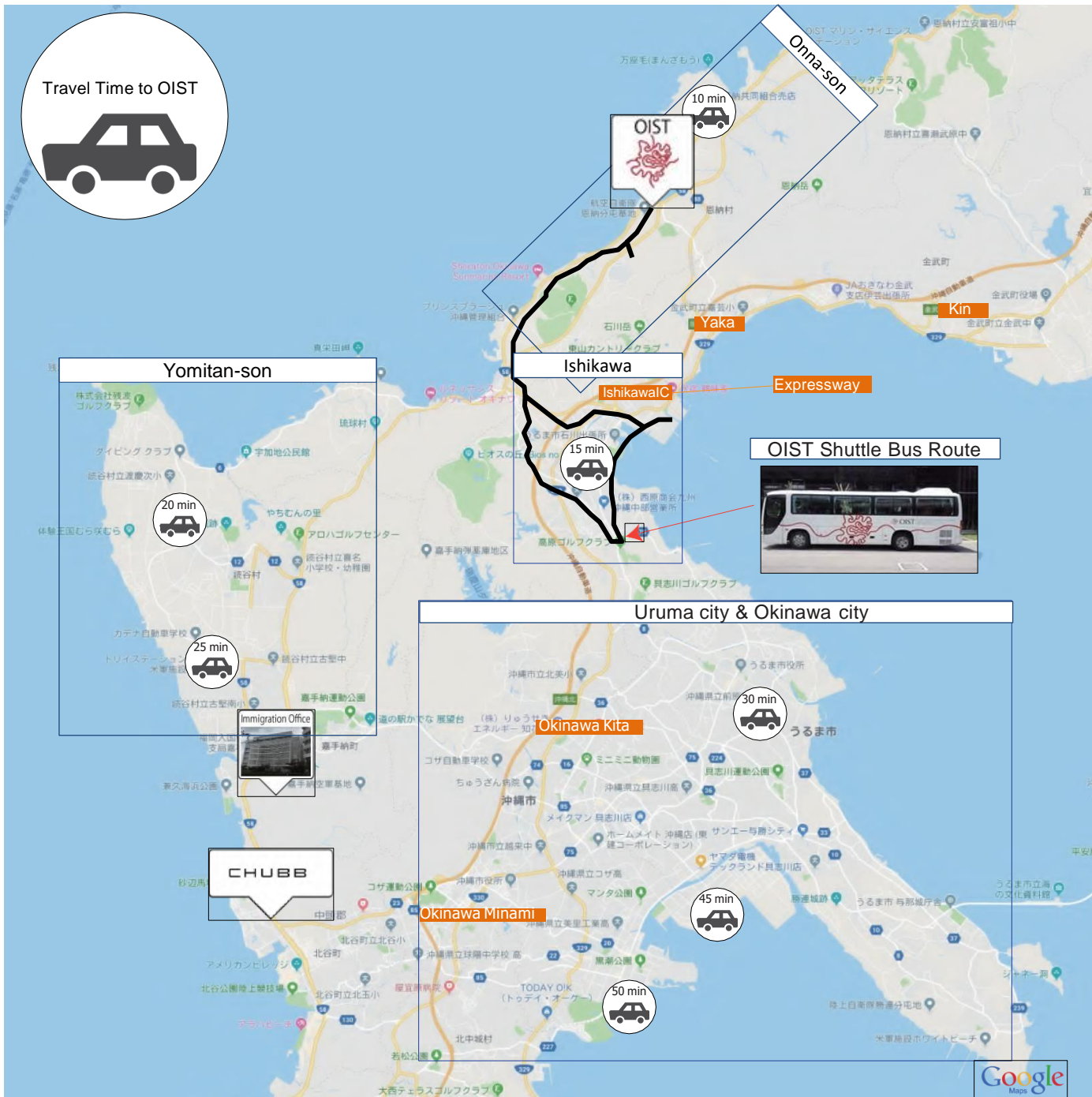
## Map of Okinawa

Menso-re!! The meaning of this word is “Welcome” in an Okinawan dialect. The map shows the surrounding areas of OIST to help you get familiar with the geography of Okinawa. Okinawa is the southernmost prefecture in Japan and has rich nature with a tropical climate. The average annual temperature is 22 degrees Celsius: Rarely below 10 degrees or above 33 degrees. The population is about 1.4million, and the distance from the north end to the south end is approximately 100km. OIST is in Onna-son, located in the central part of the west coast.



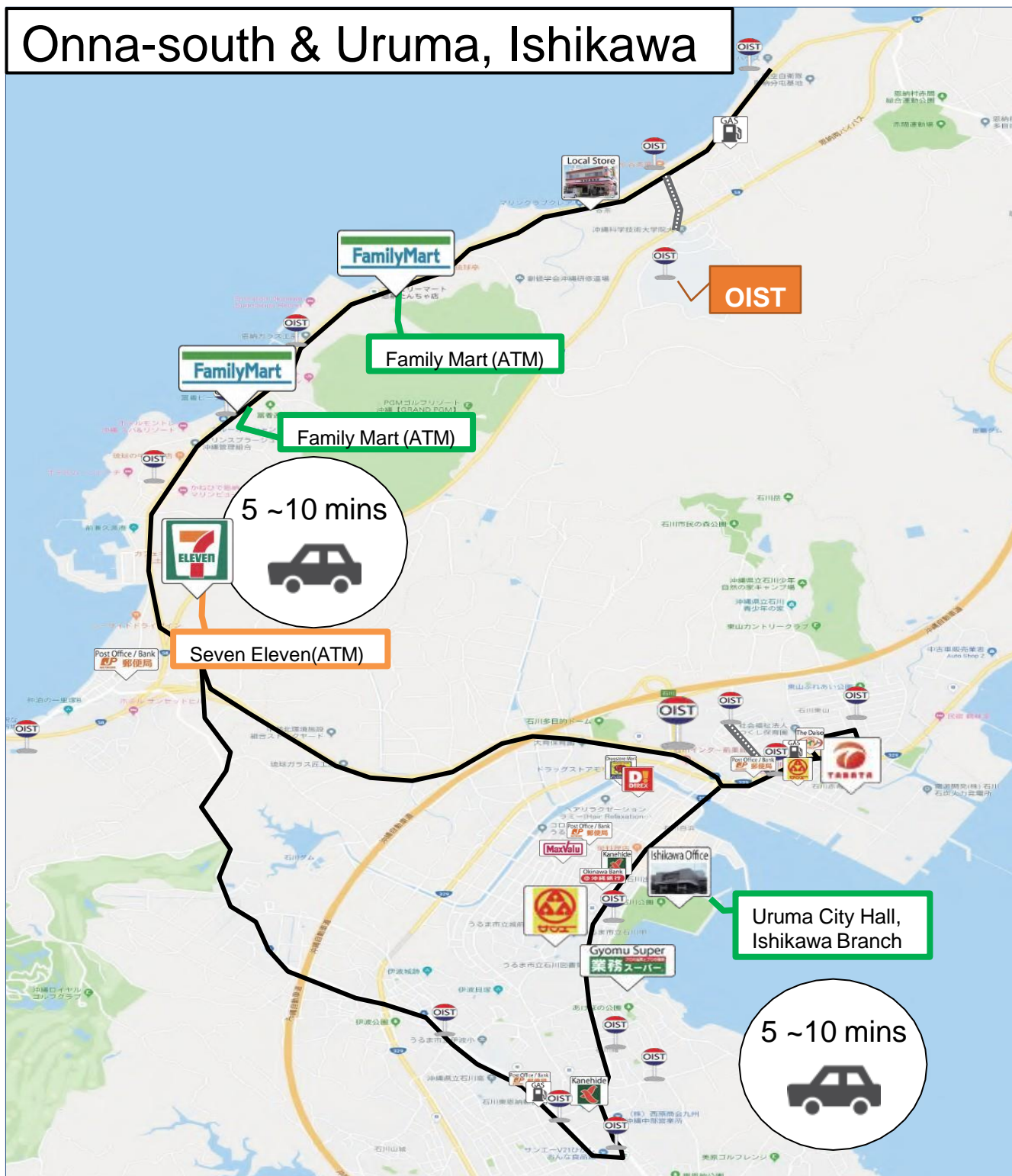
## Surrounding Areas of OIST

Having OIST in one of the popular tourist areas, there are few options for apartments or stores in Onna-son unless you are lucky to find one within walking distance or shuttle bus distance. Many who live in Onna-son travel to Ishikawa for groceries and essentials. Recommended areas in seeking your future permanent residence are, Onna-son, Ishikawa, Yomitan Village. Ishikawa is one of the best options for those using the OIST shuttle bus to commute. Those who drive mostly live in Yomitan Village. Uruma City and Okinawa City are your possible destinations if you prefer city convenience. Yomitan-son, on the other hand, is relatively quiet but has some shopping areas, which makes this area very popular among OIST employees.







# Onna-south & Uruma, Ishikawa



## [Ishikawa Area]

The newly built San-A Ishikawa City (  ) has an electrical appliance shop, a bakery, and some restaurants in Ishikawa. Tabata Shopping Center (  ) is the one of best home improvement stores on island. It also has some groceries, electrical appliances as well.

## [Onna-son]

At the convenience store called “Family Mart”, you can withdraw some cash in Japanese yen by using your foreign credit card.

\*Please note that there is a limit to how much you can withdraw in a day.

Unfortunately, the OIST shuttle bus service does not cover this area. The major road towards OIST is relatively light around Yomitan-son area to Onna-son, except for the evening rush hour.

# Yomitan-son

Yomitan-son

Yomitan Village Hall

Kadena Immigration Office

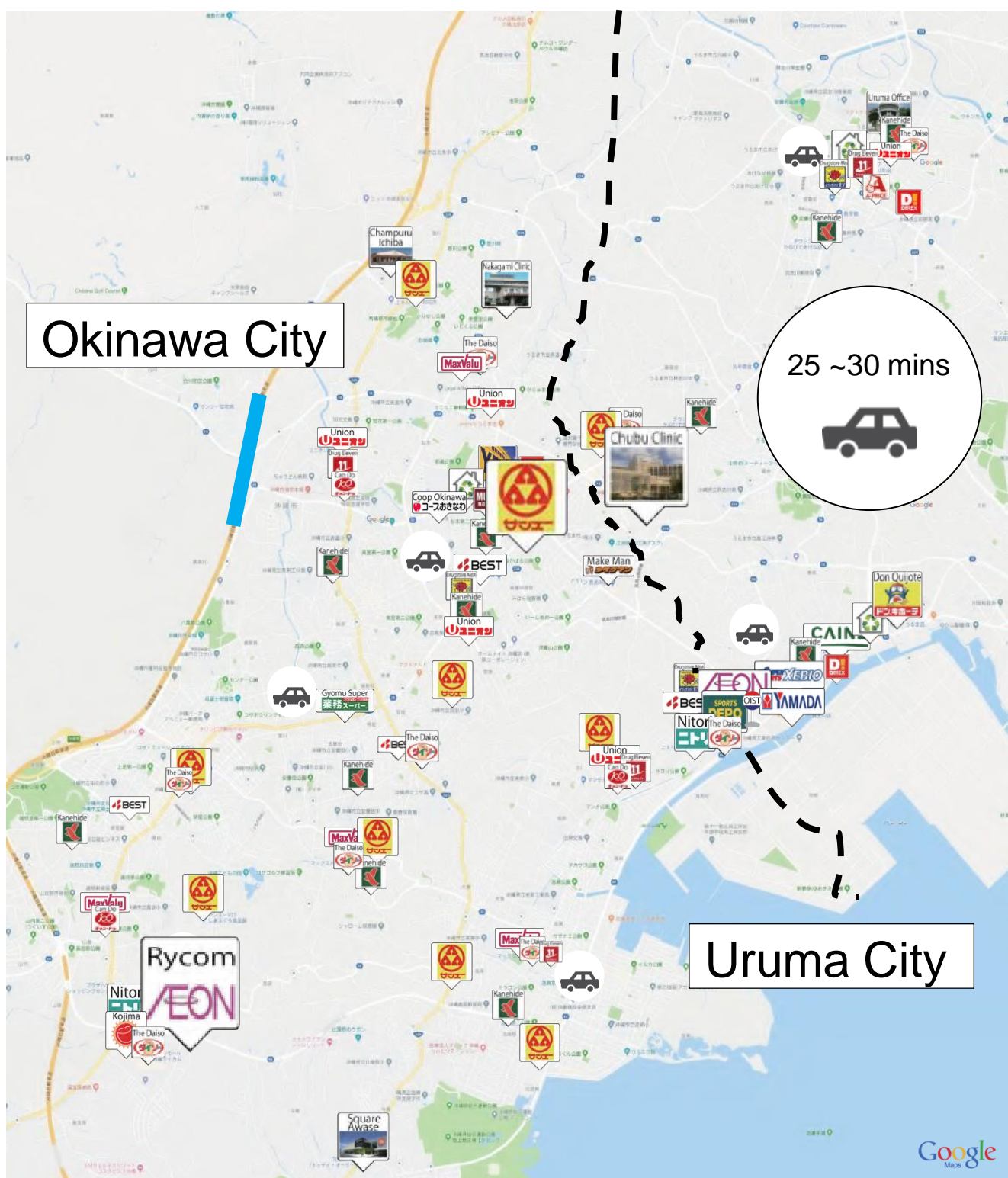
25 ~30 mins

Onna no Eki

Rena's Okinawa

Google Maps





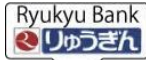






























Uruma City and Okinawa City are considered the most developed areas in the middle of the island. If you are accustomed to city life, it is probably the best spot to live. Please note that the main roads tend to be heavily congested during the morning and evening rush hour, and it takes more than 30 minutes by car to commute from most areas to OIST. In Okinawa city, there is Aeon-Mall Rycom, one of the biggest shopping malls on the island. San-A Main City Gushikawa is known for its convenience with restaurants, a grocery store, and an electronic store. Both cities have general hospitals that offer 24 hours emergency medical services.



# Daily Life Information

Icons / Signs	Information
<b>Convenience stores</b>   	<p>Convenience stores are on almost every main street, and they are open 24/7. The major convenience stores in Okinawa are <b>Family Mart</b> and <b>Lawson</b>. <b>Seven-Eleven</b> recently launched its business in Okinawa in 2019. It is expanding the area of business over the years. All convenience stores have ATMs. You can also settle the payment for bills such as phones and utilities if they have a barcode on the invoice.</p>
<b>Banks &amp; Post Offices</b>   	<p><b>Okinawa Bank</b> and <b>Ryukyu Bank</b> are the two major local banks in Okinawa. Okinawa Bank has a branch in Onna-son and an ATM installed in the Center building of OIST. Japan Post offers postal services and banking services called JP Bank. You can withdraw money with a foreign-issued credit card only at the JP Bank ATM.</p>
<b>Grocery Stores</b>         <p>PARCO CITY</p>	<p><b>San-A</b>, which has three large "A" s on a yellow background, is Okinawa's major supermarket. <b>Kanehide</b>, which has two orange birds on a green background, is also a locally developed supermarket chain in Okinawa. <b>MaxValu</b>, <b>Union</b> and <b>Marudai</b> are the minor stores compared to the two mentioned above. Three of the most popular malls are <b>AEON</b>, <b>San-A</b>, and <b>Parco City</b>. San-A Main City is in Uruma city, and AEON Mall Rycome is in Okinawa city. Parco City is the newly developed shopping mall, and it is located in Urasoe city. There are grocery stores, electronics, clothing, and over-the-counter drugs installed in the malls. Some have arcades and even movie theaters. <b>Coop</b> (pronounced "kohpu") is just like the ones above. Still, it is famous for catalog orders with delivery service to your door. <b>Gyomu Super</b> is a wholesale food store where you can buy food at a discounted price for a significant portion.</p>
<b>100 yen Stores</b>   	<p>100 yen stores are commonly called "hyakkin" in Japanese. DAISO is the pioneer of the 100-yen-shop industry and has overseas locations. Can Do and Seria is another 100 yen store you can find in Okinawa. There are thousands of items sold, but the quality and the durability might not be as good as you expect.</p>
<b>General stores / Drug stores</b>     	<p><b>Home Center Tabata Ishikawa Store</b> sells almost everything you need for your daily life: Groceries, furniture, electrical appliances, car supplies, gardening, DIY, pet goods. <b>Don Quijote</b> is one of the nationwide grocery store in Japan. They are usually open until early morning or even 24 hours. They also sell items imported from various countries for reasonable prices. <b>DiREX</b>, <b>Drug Mori</b> and <b>Drug Eleven</b>, have over-the-counter medicine and cosmetics. Some branches sell electrical appliances and food at discounted prices.</p>
<b>Furniture &amp; Home Improvement</b>     	<p><b>Nitori</b> is a Japanese furniture and interior chain store that carries many items at reasonable prices. It is said that Nitori is like IKEA, Swedish home products retail company. You can ask for delivery service for big items such as bed, sofa, and a table set. Please be noted that the average delivery time is around a week or two. <b>Yellow Box Furniture</b>, located in Okinawa city, sells American furniture and provides an English-speaking service. <b>Square Awase consists of three stores; The Grace, Maxplus, and Today OIK.</b> The Grace carries a luxury interior, Maxplus has a variety of household goods, and TodayOK offers outlet furniture. <b>Make Man</b>, a logo with Monkey, and <b>Cainz</b> are recommended for those who are looking for house improvement items.</p>

Icons / Signs	Information
<p><b>Second-hand Store</b></p> 	<p>You may be able to find good-quality items at reasonable prices if you are lucky. But please be aware that they usually charge you a delivery fee between 1,000 yen to 4,000 yen, depending on the area you reside. The warranty is typically short such as three months, while brand new items offer a guarantee of one to five years.</p>
<p><b>Electric appliances</b></p>   	<p><b>Yamada Denki</b> , <b>Edion</b> and <b>Best Denki</b> are major home electric appliances stores. They have a wide variety of products and even food at some locations. But they usually do not keep many items in the inventory, so you may need to wait for your purchase to be delivered for a week or two. They also have booths that sell cell phones and internet service.</p>
<p><b>Others</b></p>        	<p><b>Sports Depo</b> and <b>XEBIO</b> offer a wide variety of sporting goods such as shoes, rackets, bats, bicycles, outdoor goods, etc.</p> <p><b>Goodwill</b> is on Rt. 58 in Chatan and is one of the island's specialized computer stores. Address: 3-1-6 Mihama, Chatan-cho. Open from 11:00 to 21:00.</p> <p><b>Muji</b> is a retail company that sells a wide variety of household and consumer goods. Its design minimalism distinguishes Muji, emphasizing recycling, avoiding waste in production and packaging, and no-logo or "no-brand" policy.</p> <p><b>CHUBB</b> is a representative of the <b>ACE insurance</b> group. All agency staff can speak English. Voluntary car insurance and fire insurance are available.</p> <p><b>Onna no Eki</b>, <b>Champurur Ichiba</b>, and <b>Yunta Ichiba</b> are local farmers' markets where you can purchase locally-harvested fruits and vegetables for reasonable prices. They also sell local traditional art crafts. The small dining rooms are often provided, and you can enjoy some regional cuisine such as Okinawa Soba, Sata Andagi, and Goya champuru.</p>
<p><b>Driver's License</b></p>  	<p><b>JAF</b> is a shortened word for Japan Automobile Federation. It is a public service organization that provides various services to drivers. You can obtain an official translation of your original license for <i>Gaimen Kirikae</i>, switching a foreign driver's license to a Japanese one except for the seven countries: Switzerland, Germany, France, Belgium, Monaco, Estonia, and Taiwan.</p> <p><b>Okinawa Prefectural Driver's License Center</b> is located in Tomigusuku city. To complete Gaimen Kirikae, you may need to go there to take an aptitude test, a written test, and a practical test depending on your license-issued country.</p>
<p><b>Hospitals</b></p>   	<p><b>Onna Clinic</b> is a small-sized hospital that is located near the Onna elementary school. Typically, only one physician/Pediatrician stays, so it tends to get very crowded. <b>Chubu Clinic</b> (Okinawa Chubu Hospital) is a large-sized prefectural general hospital with an emergency medical care center in Uruma city. Many doctors can speak English. <b>Nakagami Clinic</b> (Nakagami Hospital) is also a large-sized hospital with an emergency department in Okinawa city. It recently moved to a new building. There are other small/mid-sized hospitals near OIST. Please contact our Health Center for more information.</p>
<p><b>Schools</b></p>   	<p><b>Onna Elementary School</b> is a local public school. It has an international class where they taught math and Japanese in English. But the lessons are complementary to develop a minimum necessary academic ability. Therefore, the quality and system are not equivalent to international schools.</p> <p><b>OCSI</b> is short for Okinawa Christian School International, located at Yomitan. It has a Christ-centered learning environment with an American-style program in English.</p> <p><b>AMICUS</b> is located at Uruma city and provides a rich learning environment that helps develop a global mindset. English is used as the medium of communication and instruction for daily activities.</p>

1. Select the area you'd like to live.  
(Scroll down until the map of Okinawa appears)

The screenshot shows the main interface of the Uchina Life Housing Website. At the top, there are two pink buttons: '土地' (Land) and '駐車場' (Parking). Below them is a large map of Okinawa with various locations labeled. To the right of the map, there are three sections: 'Northern Area', 'Middle Area', and 'Southern Area', each with a list of locations. At the bottom, there is a '離島' (Islands) section with a list of islands. The 'Northern Area' section is currently selected, showing locations like Nago, Onna, Kin, Ginoza, and Kin.

2. Click the red circled button. \* If this pops up

The screenshot shows a pop-up window titled '恩納村の物件種別をお選びください' (Please select the property type in Ennaji Village). It has two tabs: '借りる' (Rent) and '買う' (Buy). Under '借りる', there are four buttons: '住居用' (Residential), '事業用' (Commercial), '土地' (Land), and '駐車場' (Parking). Under '買う', there are four buttons: '土地' (Land), 'マンション' (Mansion), '一戸建て' (Single house), and 'その他' (Other). The '住居用' button is circled in red.

3. Click the logo ( ) and see details.

The screenshot shows the details page for a property. On the left, there is a sidebar with filters for '借りる' (Rent) and '買う' (Buy), and a list of property types. The main area shows a map of the property location. On the right, there is a list of properties. The first property is 'マンションビルトップ' (Mansion Building Top) with a price of 4.5万円. A red circle highlights the '詳細を見る' (View details) button next to the property.



## 4. Details of the apartment

賃貸アパート プレティドルチェ 201号

賃料 4.7万円

この物件についてお問い合わせ (無料)

お気に入り追加



この物件についてお問い合わせ (無料)

この物件の基本情報

物件情報

家賃	4.7万円	共益費	2,000円
敷金/礼金/保証金	なし/なし/なし	概算初期費用	-
間取り	2LDK	間取り詳細	洋55K10
部屋番号	201号	階数	2階3階建
ペット	可 ※ペット保証金1ヶ月分+1匹のみ	専有面積	-
取引形態	代建	入居	指定育
契約期間	2年更新	所在地	恵那市中央 9 丁目
駐車場	1台無料	交通	【バス停】 大学前駅/徒歩約1分
料金備考	標準時賃500円・7万円入居できます。		
		備考	天井高く明るいうち2LDKで、7万円入居できます。

① Monthly rent:  
"万円" is 10,000 yen (e.g. 4.7万円 = 47,000 yen)

② Common/maintenance fee: (Monthly)

③ Deposit/Key money/Guarantee fee:

Total initial cost:

⑤ Floor plan (1):

1,2,3= Number of the room(s)  
L= Living room / D= Dining room  
K= Kitchen

⑥ Floor plan (2):

洋= Wooden floor / 和= Tatami

⑦ Room number:

"号" = #

⑧ Floor located/number of stories:

"階" = floor / "階建" = total stories

⑨ Pet

"可" = OK / "不可" = Not OK

"相談可能" = Negotiable

⑩ Dimension

⑪ Possible Move-in day:

"相談" = Negotiation

⑫ Agreement term:

"年" = Year / "更新" = renewal

⑬ Location/Map:

⑭ Parkingspace:

⑮ Distance from local bus stop:

"徒歩" = Walk / "分" = Minute(s)

## Searching filter



借りる 買う

住居用 事業用  
土地 駐車場

賃貸住居用検索

Area

うるま市 市町村を変更  
全て 地区を変更

モノレール  
学校

Area Search by circling  
Use Circle

Rent  
Lowest ~ Highest

Building Type

Apartment + High-story apartment  
Apartment High-rise apartment  
House Monthly Apartment  
Rental Room

Room plan (全て=all)

1R~全  
1R~全  
1K 1DK  
1LDK  
2K~全  
2K  
2DK 2LDK  
3K~全  
3K  
3DK 3LDK  
4K~全  
4K  
4DK 4LDK  
5K以上

Dimension  
Lower limit ~ Upper limit

Age of the building

More detailed filter

Free parking lot for a car  
Free Parking lot for more than 2 cars  
Pet ok  
Free deposit and Key money  
Quick move-in  
More than 2 floors  
Separate bath room and toilet  
Fiber home internet

See all details



1. Click the red squared button and select the area you'd like to live.

借りる

アパート・マンション

一戸建て

駐車場

土地

店舗・事務所

倉庫・工場・その他

買う

マンション

一戸建て

沖縄の賃貸・不動産探しはグーホーム！物件掲載数が沖縄最大級の不動産情報サイトです。

RYUKYU GOLDEN KINGS

店播グッズ 当たる

アイコンが目印！

借りる

賃貸 12,877 件

買う

売買 12,429 件

アパート・マンション

一戸建て

駐車場

土地

店舗・事務所

倉庫・工場・その他

一戸建て

新築マンション

マンション

土地

店舗・事務所

収益物件・倉庫・工場・その他

沖縄本島 南部

那覇市

豊見城市

糸満市

南風原町

与那原町

南城市

八重瀬町

Middle Area

浦添市

宜野湾市

北谷町

嘉手納町

Yomitan

西原町

中城村

北中城村

Okinawa

Uruma Ishiakwa

Norther Area

名護市

Onna

本部町

今帰仁村

国頭村

Kin

宜野座村

大宜味村

東村

地図を使って探す

OIST

Onna

Yomitan

Uruma Ishiakwa

沖縄諸島

先島諸島

大東諸島

2. Check the red squared button and click the orange button.

Onna

恩納村 賃貸アパート・マンションの区域を検索する

☒ 指定しない(41)

☐ 安富町(0)

☐ 恩納(3)

☐ 喜瀬武原(0)

☐ 瀬戸田(5)

他の区域を指定する

該当物件数 41 件

この条件で検索する

Uruma Ishiakwa

うるま市 賃貸アパート・マンションの区域を検索する

☐ 指定しない(357)

☐ 赤野(17)

☐ 赤通(24)

☐ 安富名(15)

☒ 石川(30)

他の区域を指定する

該当物件数 30 件

この条件で検索する

Yomitan

読谷村 賃貸アパート・マンションの区域を検索する

☒ 指定しない(89)

☐ 伊良真(3)

☐ 土地(1)

☐ 宇座(1)

☐ 大木(13)

他の区域を指定する

該当物件数 89 件

この条件で検索する

13

3. Click the red squared button and see details.

賃貸マンション
オススメ
NEW

☐
石川エリア☆☆礼金ナシ♪ネット無料（NTT）♪石川I Cやスーパーも近くて便利です。オートロック、エレベーター付！ウォークインクローゼット収納！2台目不可。



画像16枚  
更新09/18

家賃/管理費等	間取り/専有面積	駐車場	所在地
<b>6.3万円</b> 管理費等:3,000円 敷1ヶ月/礼金- 保証金:-	<b>1LDK</b> 和-/洋1 約40.32㎡	1台/3,300円	うるま市 石川1丁目

鉄筋(RC造)
築2019年(4年)
3階/5階建

(株) 沖創建設 中部支店  
電話番号 **098-938-7888**  
通話無料 **0078-60159-516102**

[詳細を見る](#)

#### 4. Details of the apartment



##### 物件の詳細情報

[詳細画像を大きく](#)

[物件概要を印刷する](#)

家賃	6.3万円	契約期間	30.606万円
敷金	1.0ヶ月	礼金	0.0ヶ月
管理費等	共益費:3,000円 衛生費:550円	保証金	-
値却/敷引	0.0ヶ月 / 0.0ヶ月	更新料/手数料	5,500円 / 69,300円
その他一時金	■家賃保証料(琉球セーフティ/集金代行)「家賃+共益費+駐車場料+衛生費+浄水器」×100%となります。 ※保証額替料=330円(税込) ■火災保険18,000円(2年更新)		
所在地	沖縄県うるま市石川1丁目		
間取り	1LDK(洋4.8 / LDK 9.8)		
駐車場	1台:3,300円 普通自動車※2台目不可		
交通	琉球前バス停から5分		
専有面積	約40.32㎡(約12.19坪)	所在階/階建	3階/5階建
築年(経年)	2019年(4年)	主要採光面	-
小学校区	宮森	中学校区	石川

##### ① Monthly rent:

"万円" is 10,000 yen (e.g. 4.7万円 = 47,000 yen)

##### ② Common/maintenance fee: (Monthly)

##### ③ Deposit/Key money/Guarantee fee:

##### Total initial cost:

##### ⑤ Floor plan (1):

1,2,3= Number of the room(s)  
L= Living room / D= Dining room  
K= Kitchen

##### ⑥ Floor plan (2):

洋= Wooden floor / 和= Tatami

##### ⑦ Room number:

"号" = #

##### ⑧ Floor located/number of stories:

"階" = floor / 階建 = total stories

##### ⑨ Pet

"可" = OK / "不可" = Not OK

"相談可能" = Negotiable

##### ⑩ Dimension

##### ⑪ Possible Move-in day:

"相談" = Negotiation

##### ⑫ Agreement term:

"年" = Year / "更新" = renewal

##### ⑬ Locat


##### ⑭ Parki

##### ⑮ Distal

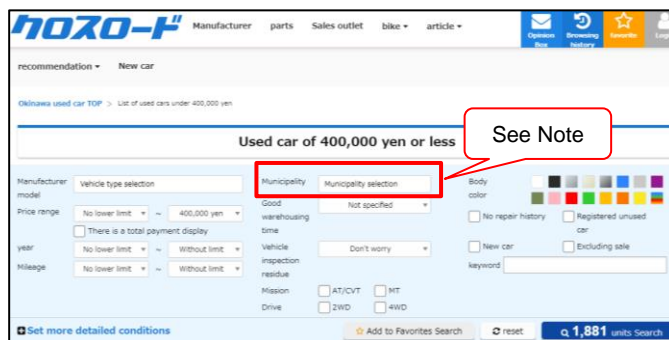
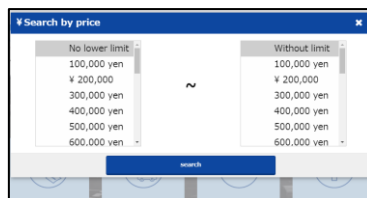
"徒歩" = 1

The most efficient way to search is to use the translate function by chrome.

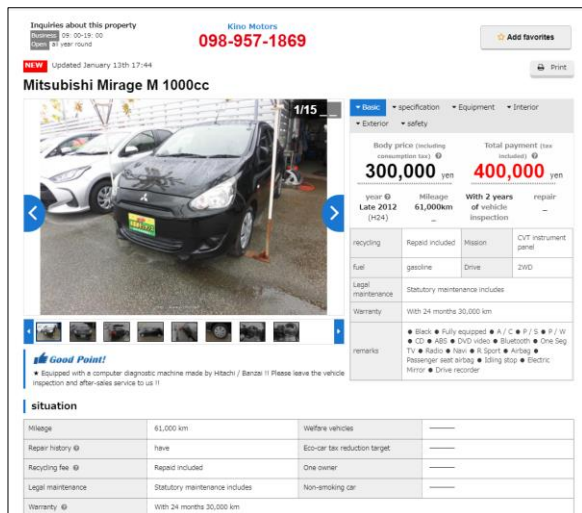
## 1, Go to Cross Road and click the red circle for Used-car.



## 2. Search by price.



## 3. Result



## Flow:

1. Find a car on Cross Road.
2. Make an appointment for a visit with the car dealer.
3. Make a down payment to the dealer if you'd like to reserve the car
4. Collect required documents for ownership transfer.
5. Submit the documents to the car dealer
6. Schedule for a car pick-up.
7. Upon pick-up of the car: Pay the remaining amount.

## Note:

**You can purchase a car once your permanent residence is decided.  
 (You cannot purchase one with a temporary address.)**

## Liability Insurance (任意保険)

There are two types of car insurance in Japan. One is compulsory insurance, 自賠責保険 Jibaiseki Hoken, and the other is liability insurance, 任意保険 Nini Hoken. Compulsory insurance only covers a limited amount. You will be in financial trouble if you have an accident without voluntary insurance. Liability insurance has many options to cover different accident cases such as property damage, personal passenger accident, and vehicle damage. On the Policies, Rules, and Procedure of OIST, the mandatory coverage shall fulfill the following conditions:

- 1) Body injury liability insurance: unlimited.
- 2) Property damage liability insurance: unlimited.

## JCI: Japanese Compulsory Insurance Inspection

JCI is the vehicle safety inspection required by law to drive a car on public roads in Japan. Every car must take the Shaken Inspection every 2 years, 3 years for brand-new cars.

Driving a car on the streets without JCI and Compulsory Automobile Liability Insurance (CALI) is a criminal and punishable by imprisonment up to 1 year and 6 months or a fine up to JPY800,000, and your driver's license is suspended for at least 90 days. If you cause an accident by a car without the Shaken and CALI, in a worst-case scenario, you may be arrested since it is a criminal act.

# Initial cost for settling in Okinawa

This chart shows the average cost of various activities/expenses that you probably need to pay for within a month. We hope it helps you to make your budget plan before you come to Okinawa.

Monthly Expenses	Average Cost (*1)			
Apartment	Apartment		House	Campus
	1LDK	2LDK	3LDK	Varies
	240,000 60,000 x 4	320,000 80,000 yen × 4	400,000 100,000 yen × 4	(*2)
*Rough Calculate of average initial cost: House rent times four.				
Utility Bills	Single	Family	Single (Summer)	Family (Summer)
	Water 4,000 Gas 4,000 Electricity 7,000 Total: 15,000	Water 7,000 Gas 7,000 Electricity 15,000 Total: 29,000	Water 5,000 Gas 5,000 Electricity 15,000 Total: 20,000 yen	Water 8,000 Gas 8,000 Electricity 20,000 Total: 36,000 yen
Food	Single (self-catering)	Family (self-catering)	Single (eat-out)	
	40,000	80,000	60,000	
Phone/ SIM	Smartphone		SIM Card Purchase Only	
	10,000 yen ~		2,000 ~ 5,000 yen	
Internet	AU Hikari Chura		GLBB JAPAN (NTT)	
	<ul style="list-style-type: none"><li>Monthly Fee: 6,300 ~ 7,300</li><li>Provider Fee: Included in the monthly fee</li><li>Installation: About 45 days</li><li>Initial Fee: 800 JPY for contract fee</li><li>36-month long term contract offer: Free Installation</li></ul> **Cancellation within three years: 9, 500 yen as a cancelation fee & the remaining amount of initial fee		<ul style="list-style-type: none"><li>The price varies depending on the area, internet condition in the building.</li><li>Please contact Resource Center or call 098-894-3498.</li><li>Inquiry via <a href="https://www.glbb.jp/contact">https://www.glbb.jp/contact</a>.</li></ul>	
Rental Purchase Car	Car			
	300,000 yen ~ *Voluntary Insurance : 70,000 yen ~			

(\*1) Initial cost includes: One-month advance rent, Deposit Reikin (Key Money) Commission fee Fire insurance (Mandatory; around 15,000 JPY) The total amount is equivalent to 4 times of monthly rent.

The initial payment is often settled in cash. Please make sure to prepare enough cash prior to your relocation or transfer the amount as soon as you open up your Japanese bank account.

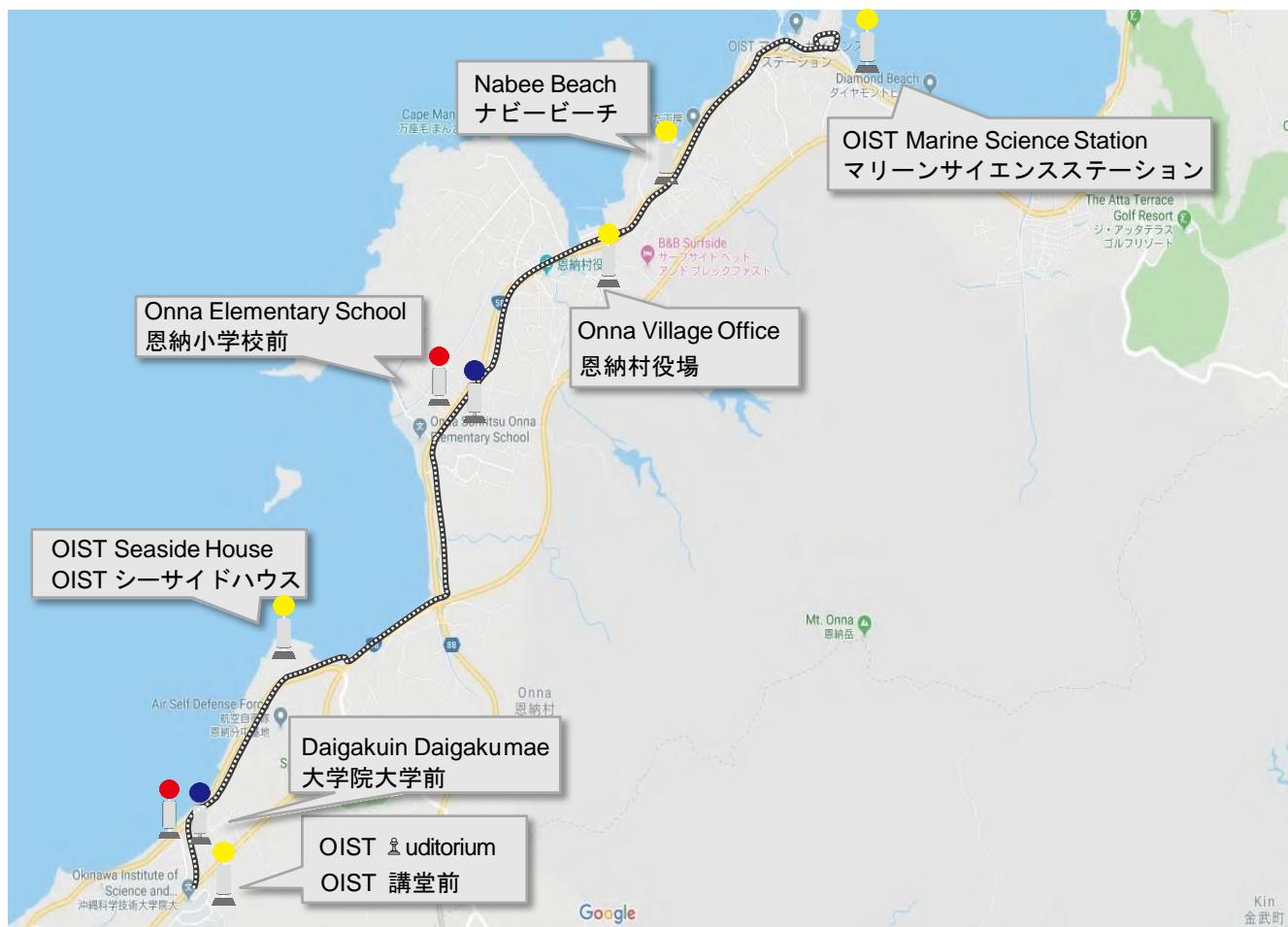
\*\*The salary cannot be paid advance.

(\*2) Please contact the Housing Section at "[Campus Housing Rent Information](#)".

\* Relocation Team assists you with finding your permanent residence off-campus.



# Timetable for OIST Shuttle Bus



## WEEKDAYS

## SERAGAKI LINE

Morning Hours				
Stops	#1	#2	#3	
Auditoirum 講堂前	9:30	10:30	-	
Daigakuin Daigaku Mae 大学院大学前	9:33	10:31	-	
Seaside House シーサイドハウス	9:35	10:35	-	
Minami-onna 南恩納	9:37	10:37	-	
Onna Elementary School 恩納小学校前	9:40	10:40	-	
Onna Village Office 恩納村役場	9:41	10:41	-	
Nabee Beach ナビービーチ	9:43	10:43	-	
OIST MSS OIST MSS	10:00	11:00	-	
Onna Village Office 恩納村役場	10:05	11:05	-	
Onna Elementary School 恩納小学校前	10:06	11:06	-	
Minami-onna 南恩納	10:08	11:08	-	
Seaside House シーサイドハウス	10:15	11:15	-	
Daigakuin Daigaku Mae 大学院大学前	10:16	11:16	-	
Auditoirum 講堂前	10:20	11:20	11:45	
Daigakuin Daigaku Mae 大学院大学前	-	-	11:46	
Seaside House シーサイドハウス	-	-	12:00	
Daigakuin Daigaku Mae 大学院大学前	-	-	12:01	
Auditoirum 講堂前	-	-	12:05	

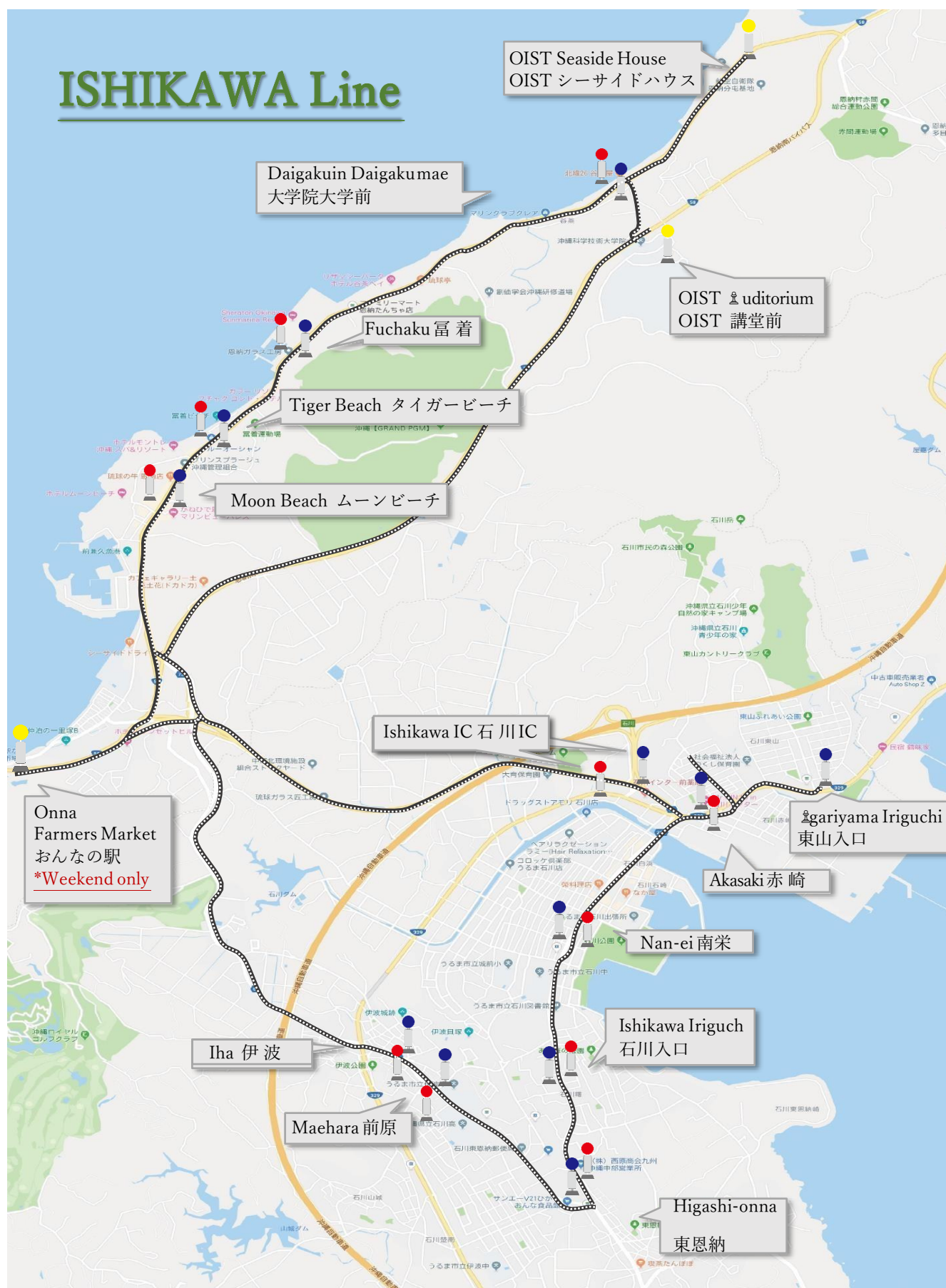
  Airport Shuttle Stops  
  Off-campus Housing

エアポートシャトル接続  
学外住宅

\*Operates on weekdays, except Japanese or OIST official holidays

Afternoon / Night Time				
Stops	#1	#2	#3	
Auditoirum 講堂前	13:10	14:55	16:00	
Daigakuin Daigaku Mae 大学院大学前	13:11	14:56	16:01	
Seaside House シーサイドハウス	13:15	15:00	16:05	
Minami-onna 南恩納	13:17	15:02	16:07	
Onna Elementary School 恩納小学校前	13:25	15:05	16:10	
Onna Village Office 恩納村役場	13:26	15:06	16:11	
Nabee Beach ナビービーチ	13:28	15:08	16:13	
OIST MSS OIST MSS	14:00	15:30	16:55	
Nabee Beach ナビービーチ	14:05	15:35	17:00	
Onna Village Office 恩納村役場	14:10	15:40	17:05	
Onna Elementary School 恩納小学校前	14:11	15:41	17:06	
Minami-onna 南恩納	14:13	15:43	17:08	
Seaside House シーサイドハウス	14:20	15:50	17:15	
Daigakuin Daigaku Mae 大学院大学前	14:21	15:51	17:16	
Auditoirum 講堂前	14:25	15:55	17:20	
The Gardens ザ・ガーデンズ	-	-	17:25	
Incubator Facility インキュベーター	-	-	17:30	
Auditoirum 講堂前	-	-	17:40	
The Gardens ザ・ガーデンズ	-	-	17:45	
Incubator Facility インキュベーター	-	-	17:50	
Auditoirum 講堂前	-	-	18:00	

# Timetable for OIST Shuttle Bus




## WEEKDAYS

## ISHIKAWA LINE

\* Operates on weekdays, except Japanese or OIST official holidays

Morning Hours				
Stops		#1	#2	#3
Auditoirum	講堂前	7:30	7:50	9:00
Iha	伊波	7:45	8:05	9:15
Maehara	前原	7:47	8:07	9:16
Higashi-onna	東恩納	7:50	8:10	9:17
Ishikawa Iriguchi	石川入口	7:51	8:11	9:18
Nan-ei	南栄	7:54	8:14	9:20
Akasaki	赤崎	8:00	8:19	9:24
Agariyama Iriguchi	東山入口	8:02	8:20	9:26
Akasaki / Tabata	赤崎 / タバタ	8:05	8:23	9:29
Ishikawa IC (Pachinko)	石川IC (パチンコ)	8:07	8:26	9:33
Moon Beach	ムーンビーチ	8:15	8:35	9:40
Tiger Beach	タイガービーチ	8:16	8:36	9:41
Fuchaku	富着	8:17	8:37	9:42
Daigakuin Daigaku Mae	大学院大学前	-	8:41	9:46
Seaside House	シーサイドハウス	-	8:42	9:47
Daigakuin Daigaku Mae	大学院大学前	-	8:44	9:49
Auditoirum	講堂前	8:28	8:47	9:52

Afternoon / Night Time					
Stops		#1	#2	#3	#4
Auditorium	講堂前	17:45	18:45	19:50	20:55
Seaside House	シーサイドハウス	-	-	-	21:00
Fuchaku	富着	17:51	18:52	19:57	21:06
Tiger Beach	タイガービーチ	17:52	18:53	19:58	21:07
Moon Beach	ムーンビーチ	17:53	18:54	19:59	21:08
Akasaki	赤崎	18:02	19:03	20:08	21:17
Agariyama Iriguchi	東山入口	18:03	19:04	20:09	21:18
Akasaki / Tabata	赤崎／タバタ	18:07	19:07	20:12	21:21
Nan-ei	南栄	18:13	19:12	20:17	21:26
Ishikawa Iriguchi	石川入口	18:15	19:14	20:19	21:28
Higashi-onna	東恩納	18:17	19:17	20:22	21:31
Maehara	前原	18:19	19:18	20:23	21:32
Iha	伊波	18:20	19:20	20:25	21:34
Moon Beach	ムーンビーチ	-	19:28	20:33	21:42
Tiger Beach	タイガービーチ	-	19:29	20:34	21:43
Fuchaku	富着	-	19:30	20:35	21:44
The Gardens	ザ・ガーデンズ	-	19:39	20:44	21:53
Auditoirum	講堂前	18:32	19:44	20:50	22:00

 Highway Bus (#111, #117) 高速バス接続



# SATURDAYS / SUNDAYS

# ISHIKAWA LINE

\*Operates on Saturdays and Sundays, except Japanese or OIST official holidays

Morning Hours			
Stops		#1	#2
The Garden	ガーデン	8:25	9:55
Auditoirum	講堂前	8:30	10:00
Onna Farmers Market	おんなの駅	8:42	10:12
Iha	伊波	8:51	10:21
Maehara	前原	8:53	10:23
Higashi-onna	東恩納	8:55	10:25
Ishikawa Iriguchi	石川入口	8:57	10:27
Nan-ei	南栄	8:59	10:29
Akasaki	赤崎	9:07	10:37
Agariyama Iriguchi	東山入口	9:08	10:38
Akasaki / Tabata	赤崎 / タバタ	9:09	10:39
Ishikawa IC (Expressway)	石川IC (高速)	9:20	10:50
Onna Farmers Market	おんなの駅	-	10:56
Moon Beach	ムーンビーチ	9:27	11:01
Tiger Beach	タイガービーチ	9:28	11:02
Fuchaku	富着	9:29	11:03
Daigakuin Daigaku Mae	大学院大学前	9:34	11:08
Seaside House	シーサイドハウス	9:36	11:09
Daigakuin Daigaku Mae	大学院大学前	9:37	11:10
The Garden	ガーデン	-	11:18
Auditoirum	講堂前	9:41	11:20

Afternoon Hours			
Stops		#1	#2
The Garden	ガーデン	15:25	16:45
Auditoirum	講堂前	15:30	16:50
Daigakuin Daigaku Mae	大学院大学前	15:34	16:54
Seaside House	シーサイドハウス	15:35	16:55
Daigakuin Daigaku Mae	大学院大学前	15:36	16:56
Fuchaku	富着	15:40	17:00
Tiger Beach	タイガービーチ	15:41	17:01
Moon Beach	ムーンビーチ	15:42	17:02
Onna Farmers Market	おんなの駅	15:47	17:07
Ishikawa IC (Expressway)	石川IC (高速)	15:56	17:16
Akasaki	赤崎	16:04	17:21
Agariyama Iriguchi	東山入口	16:06	17:26
Akasaki / Tabata	赤崎 / タバタ	16:08	17:29
Nan-ei	南栄	16:12	17:33
Ishikawa Iriguchi	石川入口	16:14	17:35
Higashi-onna	東恩納	16:16	17:37
Maehara	前原	16:17	17:38
Iha	伊波	16:18	17:39
Auditoirum	講堂前	16:40	18:00

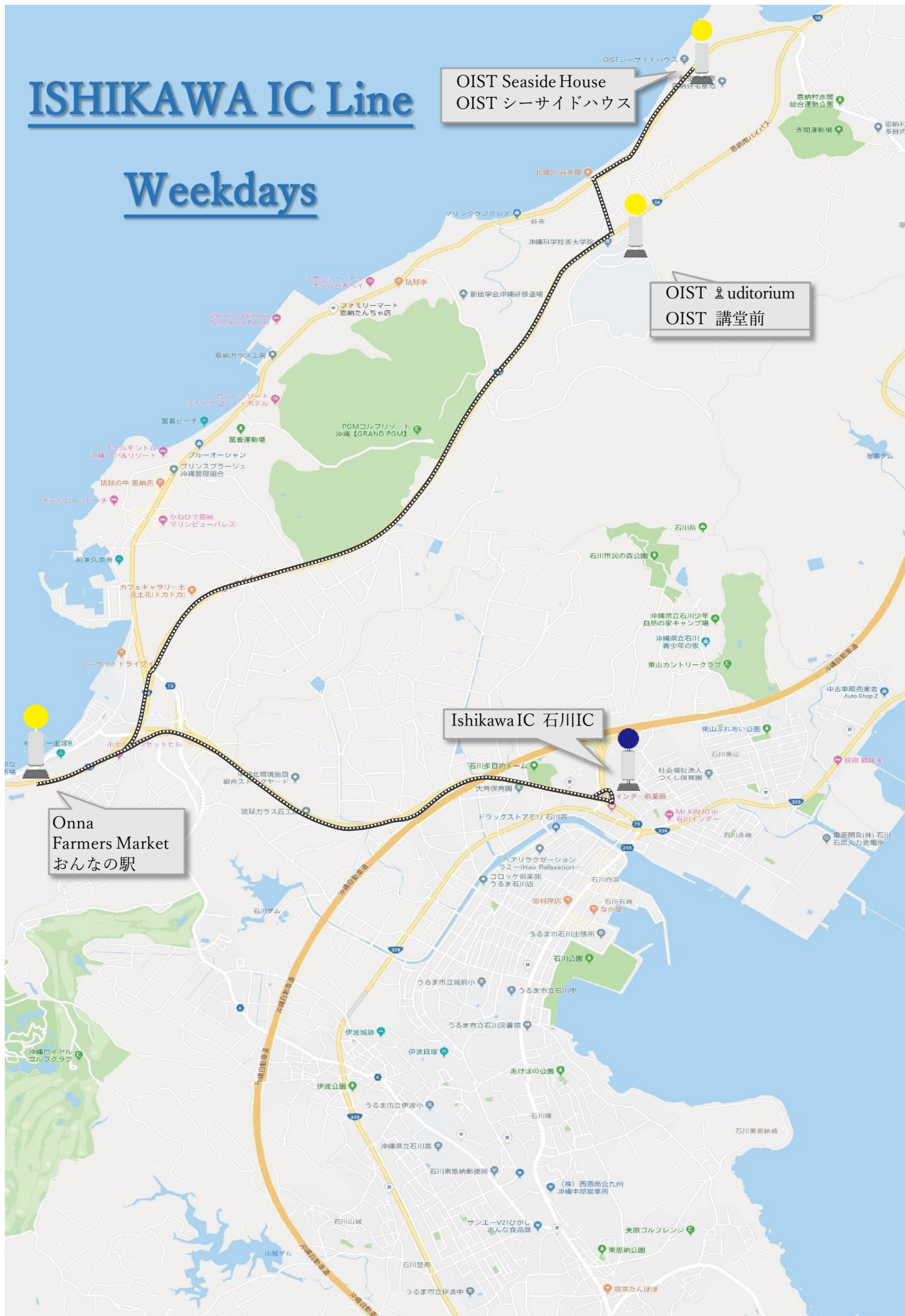
Night Time		
Stops		#1
The Garden	ガーデン	18:10
Auditoirum	講堂前	18:15
Iha	伊波	18:30
Maehara	前原	18:31
Higashi-onna	東恩納	18:32
Ishikawa Iriguchi	石川入口	18:39
Nan-ei	南栄	18:41
Akasaki	赤崎	18:49
Agariyama Iriguchi	東山入口	18:50
Akasaki / Tabata	赤崎 / タバタ	18:53
Ishikawa IC (Expressway)	石川IC (高速)	18:56
Onna Farmers Market	おんなの駅	19:03
Moon Beach	ムーンビーチ	19:07
Tiger Beach	タイガービーチ	19:08
Fuchaku	富着	19:09
Daigakuin Daigaku Mae	大学院大学前	19:13
Seaside House	シーサイドハウス	19:14
Daigakuin Daigaku Mae	大学院大学前	19:15
The Garden	ガーデン	19:23
Auditoirum	講堂前	19:30

Airport Shuttle Stops エアポートシャトル接続



# ISHIKAWA IC Line

## Weekdays



# WEEKDAYS

# ISHIKAWA IC LINE

\*Operates on weekdays, except Japanese or OIST official holidays

Morning Hours			
Stops		#1	#2
Auditoirum	講堂前	8:30	
The Gardens	ザ・ガーデンズ	8:35	
Incubator Facility	インキュベーター	8:40	
Auditoirum	講堂前	8:50	
Seaside House	シーサイドハウス	9:00	
Auditoirum	講堂前	9:10	
The Gardens	ザ・ガーデンズ	9:15	
Incubator Facility	インキュベーター	9:20	
Auditoirum	講堂前	9:30	
Seaside House	シーサイドハウス	9:40	
Auditoirum	講堂前	9:50	
Auditoirum	講堂前	10:05	12:50
Ishikawa IC (Expressway)	石川IC (高速)	10:25	13:10
Onna Farmers Market	おんなの駅	10:35	13:20
Auditoirum	講堂前	11:05	13:40
Ishikawa IC (Expressway)	石川IC (高速)	11:25	14:00
Auditoirum	講堂前	11:40	14:15

Afternoon / Night Time		
Stops		#1
Auditoirum	講堂前	14:30
Ishikawa IC (Expressway)	石川IC (高速)	14:50
Onna Farmers Market	おんなの駅	15:10
Auditoirum	講堂前	15:30
Ishikawa IC (Expressway)	石川IC (高速)	15:50
Onna Farmers Market	おんなの駅	16:10
Auditoirum	講堂前	16:30
Ishikawa IC (Expressway)	石川IC (高速)	16:50
Auditoirum	講堂前	17:15
Ishikawa IC (Expressway)	石川IC (高速)	17:35
Seaside House	シーサイドハウス	18:00
Auditoirum	講堂前	18:05
Seaside House	シーサイドハウス	18:10
Auditoirum	講堂前	18:35
Seaside House	シーサイドハウス	18:40
Ishikawa IC (Expressway)	石川IC (高速)	18:55
Auditoirum	講堂前	19:10

- Airport Shuttle Stops (RED Bus)
- Highway Bus (#111, #117) 高速接続バス



# Where to Exchange Currency

## ■ Availability of Currency

	USD	RMB	EUR	GBP	AUD	CAD	NZD	THB	SGD	HKD	KRW	TWD	CNY	PHP	MYR	SFR	SEK	DKK	NOK
<b>Bank Counter</b>																			
<b>Bank of Okinawa Koza Branch</b>	●	●	●	●	●	●	-	●	●	●	●	-	-	-	-	●	●	●	●
Note: * Listed currency can be exchanged at <b>Koza branch</b> only in central Okinawa. * US \$ can be exchanged at the most of branches in Okinawa. (Excl. Nakagusuku & Churaumi) * Open 9:00-15:00 Monday-Friday only.																			
<b>Bank of Ryukyus Koza Branch</b>	●	-	●	●	●	●	●	●	●	●	-	-	-	-	-	●	●	●	●
Note: * Listed currency can be exchanged at <b>Koza branch</b> only in central Okinawa. * US \$ can be exchanged at Ishikawa, Kadena, Gushikawa, Yomitan, Koza and 8 other branches in central Okinawa. * Open 9:00-15:00 Monday-Friday only.																			
<b>ATM Machine at Family Mart (Tancha)</b>																			
<b>Bank of Okinawa ATM</b>	●	-	●	●	●	-	-	-	-	●	●	●	●	-	-	-	-	-	-
<b>Private Companies (Chatan)</b>																			
<b>Edoya Exchange Center</b> <a href="http://edoya-exchange.com/">http://edoya-exchange.com/</a>	●	-	●	●	●	●	●	●	●	●	●	●	●	●	●	-	-	-	-
<b>Chance Center</b> <a href="http://www.exchange-chancecenter.com/">http://www.exchange-chancecenter.com/</a>	●	-	●	●	●	●	-	●	●	●	●	●	●	●	-	-	-	-	-

## ■ Location



# Map of OIST



To **HR office**: Center building, Level A

To **Lab 1,2 and 3**: Head to Center building and take the elevator. Get off at Level C and you will find the corridors to the labs.

To **Lab 4**: Head to lab 1, Level A and move to Lab 3, via a corridor. You will find a pathway connects to Lab 4 at the end of the corridor. Otherwise you can reach the Lab 4 from outside of Lab 3, Level B.

To **Incubator Building**: Head to "Energy center" from main reception. Keep going to direction of the indication on the map.