

Welcome Package
For New Employees



1. Relocation Flow
2. Rental Cars
3. Map Around OIST
4. Daily Life Information
5. House Search by Uchina-life
6. Car Search by Cross-Road
7. OIST Shuttle Bus Schedule
8. Currency Exchange
9. Campus Map

Relocation Flow Post Arrival



It takes about two to four weeks for your relocation to be completed—the relocation schedule changes depending on the house hunting situation or available move-in day.

If your move-in day exceeds the maximum stay of OIST temporary accommodation, please find Airbnb, a monthly apartment, or a hotel until your move-day.

Once your relocation is complete, please contact Resource Center for assistance and inquiries.

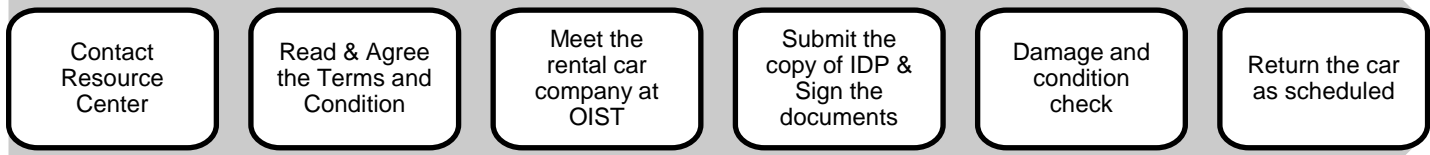
Rental Cars

If you wish to rent a car, please visit:

<https://groups.oist.jp/resource-center/renting-car-okinawa>

*Read through the web page regarding the rental cars.

*The rental car period is one month.



1. Rental Company A

- Current model comes with navigation, back monitor, etc.
- Payment Method: Credit Card or Cash.

*Unlimited for personal/property compensation

Insurance A: Mandatory Insurance for OIST employees for commuting

Insurance B: Non-operation charge

Kei Car	Compact Car
89,100 Yen~	95,040 Yen~

2. Rental Company B

- Current model, comes with navigation, back monitor, etc.
- Payment Method: Credit Card or Cash.
- Insurance included.

*Rental car Assistance Pack is available with 9,900 yen

Class KSS: K-car	Class SA/S: compact car such as Demio, March
60,500Yen	66,000Yen

3. Rental Company C

- Payment Method:
- Insurance

*Purchasing the car which you rented is possible after the rental period is over.

XXXX	XXXXX
33,000 Yen	xxxxx

Documents Required

Valid International Driver's Permit

*Please check if the validation of you IDP.

Rules for Renting a Car

- Keep it clean
- Return the car in its original condition.
- Do not smoke in the smoke-free rental car.

*Keep it mind that you are responsible to compensate for all the damages or the smell you have caused.

Please visit Recourse Center's website regarding the rental car for more details.

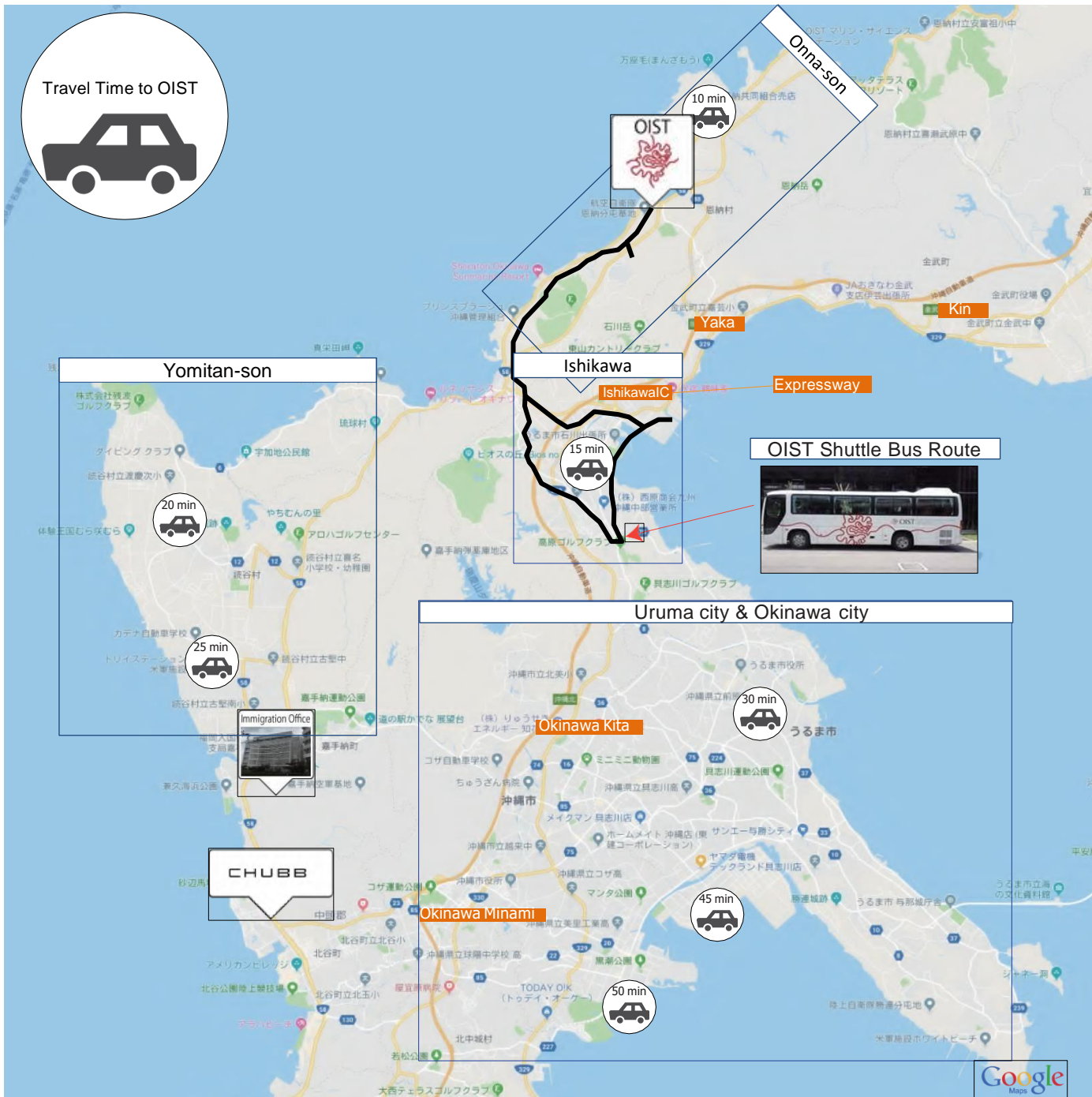
Map of Okinawa

Menso-re!! The meaning of this word is “Welcome” in an Okinawan dialect. The map shows the surrounding areas of OIST to help you get familiar with the geography of Okinawa. Okinawa is the southernmost prefecture in Japan and has rich nature with a tropical climate. The average annual temperature is 22 degrees Celsius: Rarely below 10 degrees or above 33 degrees. The population is about 1.4million, and the distance from the north end to the south end is approximately 100km. OIST is in Onna-son, located in the central part of the west coast.

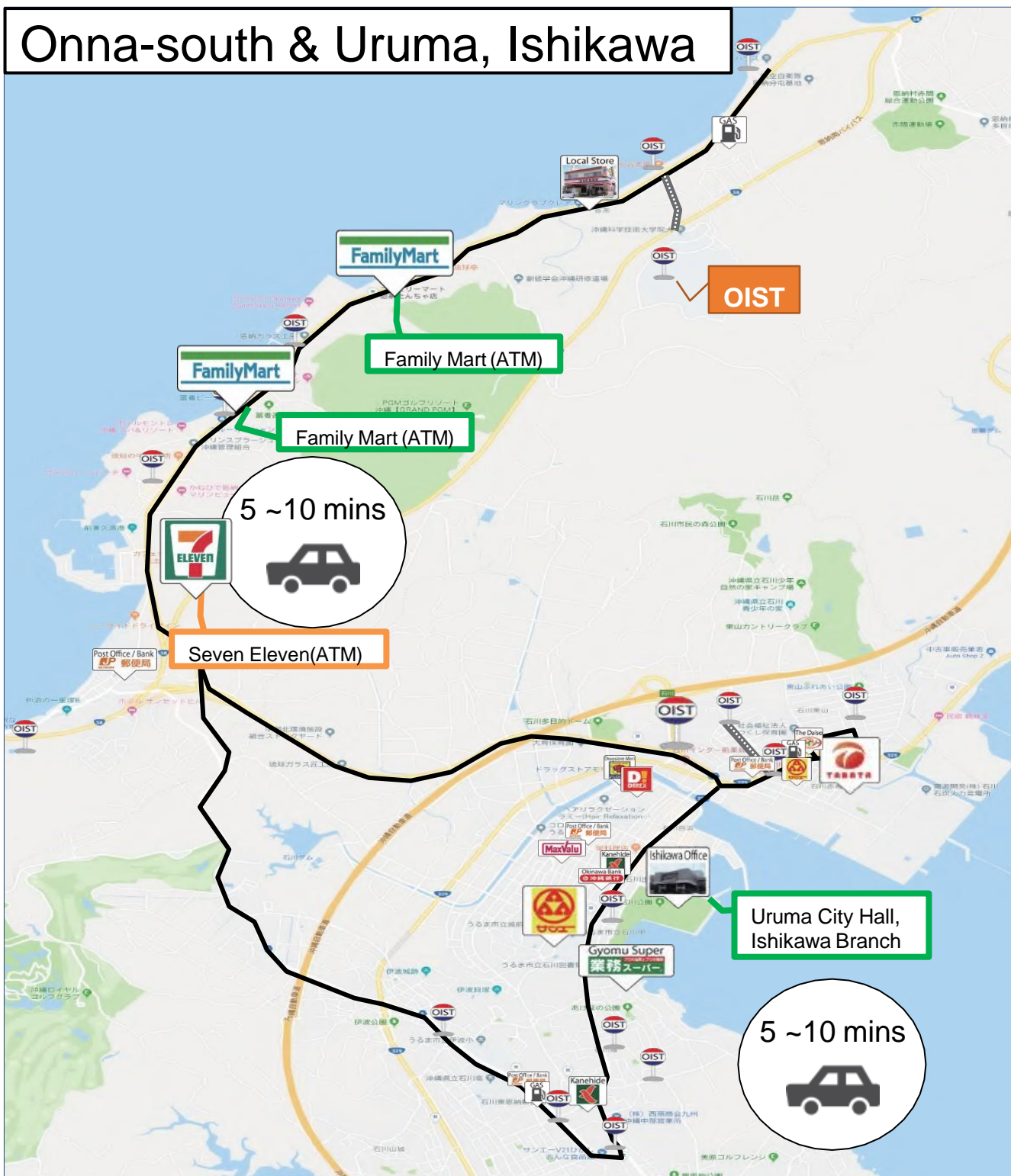


Surrounding Areas of OIST



Having OIST in one of the popular tourist areas, there are few options for apartments or stores in Onna-son unless you are lucky to find one within walking distance or shuttle bus distance. Many who live in Onna-son travel to Ishikawa for groceries and essentials. Recommended areas in seeking your future permanent residence are, Onna-son, Ishikawa, Yomitan Village. Ishikawa is one of the best options for those using the OIST shuttle bus to commute. Those who drive mostly live in Yomitan Village. Uruma City and Okinawa City are your possible destinations if you prefer city convenience. Yomitan-son, on the other hand, is relatively quiet but has some shopping areas, which makes this area very popular among OIST employees.



Onna-south & Uruma, Ishikawa



[Ishikawa Area]

The newly built San-A Ishikawa City () has an electrical appliance shop, a bakery, and some restaurants in Ishikawa. Tabata Shopping Center () is the one of best home improvement stores on island. It also has some groceries, electrical appliances as well.

[Onna-son]

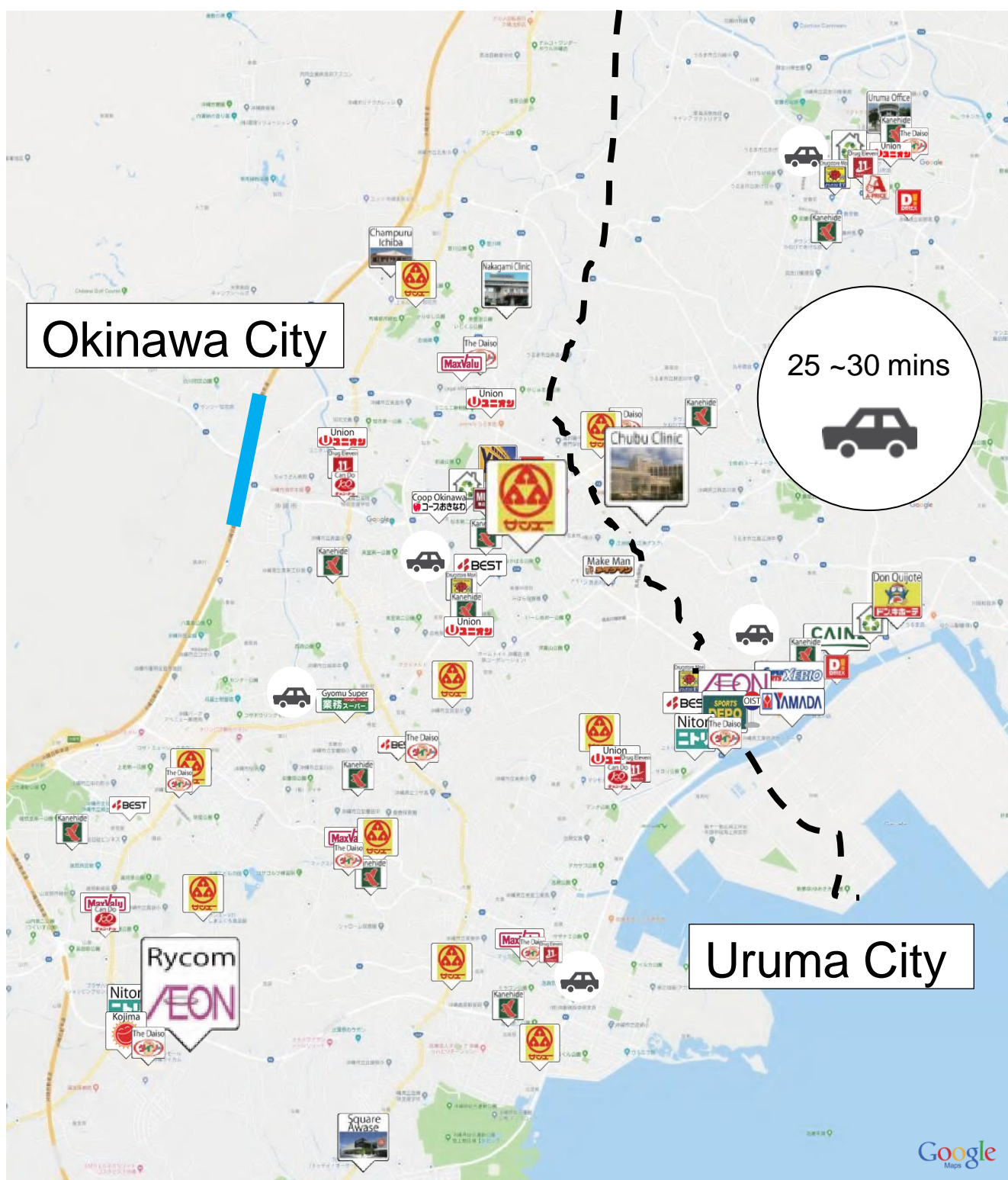
At the convenience store called "Family Mart", you can withdraw some cash in Japanese yen by using your foreign credit card.

*Please note that there is a limit to how much you can withdraw in a day.

Unfortunately, the OIST shuttle bus service does not cover this area. The major road towards OIST is relatively light around Yomitan-son area to Onna-son, except for the evening rush hour.




























Yomitan-son

















A map of the Yomitan-son area in Okinawa, Japan. The map shows the coastline, roads, and various landmarks. Key locations marked include Cape Zampa Park, Zampa Golf Club, Singing voice Pension Marina, Dive club, Ukachi Community Center, Yomitan Village Tokeshi ES, Nayana house, Post Office / Bank, AEON, Marudai, Kanehide, Yomitan Office, Yunta Ichiba, Okinawa Christian School International, Yomitan Village Kina Elementary, Yomitan Village Furugen JHS, Kadena Driving School, Akainko Shrine, Okinawa Bank, Drugstore Mon, D! DIREX, BEST, and Kadena Immigration Office. A callout bubble indicates a travel time of 25 ~30 mins by car. The map is credited to Google Maps.



Uruma City and Okinawa City are considered the most developed areas in the middle of the island. If you are accustomed to city life, it is probably the best spot to live. Please note that the main roads tend to be heavily congested during the morning and evening rush hour, and it takes more than 30 minutes by car to commute from most areas to OIST. In Okinawa city, there is Aeon-Mall Rycom, one of the biggest shopping malls on the island. San-A Main City Gushikawa is known for its convenience with restaurants, a grocery store, and an electronic store. Both cities have general hospitals that offer 24 hours emergency medical services.

Daily Life Information

Icons / Signs	Information
Convenience stores   	<p>Convenience stores are on almost every main street, and they are open 24/7. The major convenience stores in Okinawa are Family Mart and Lawson. Seven-Eleven recently launched its business in Okinawa in 2019. It is expanding the area of business over the years. All convenience stores have ATMs. You can also settle the payment for bills such as phones and utilities if they have a barcode on the invoice.</p>
Banks & Post Offices   	<p>Okinawa Bank and Ryukyu Bank are the two major local banks in Okinawa. Okinawa Bank has a branch in Onna-son and an ATM installed in the Center building of OIST. Japan Post offers postal services and banking services called JP Bank. You can withdraw money with a foreign-issued credit card only at the JP Bank ATM.</p>
Grocery Stores         <p>PARCO CITY</p>	<p>San-A, which has three large "A" s on a yellow background, is Okinawa's major supermarket. Kanehide, which has two orange birds on a green background, is also a locally developed supermarket chain in Okinawa. MaxValu, Union and Marudai are the minor stores compared to the two mentioned above. Three of the most popular malls are AEON, San-A, and Parco City. San-A Main City is in Uruma city, and AEON Mall Rycome is in Okinawa city. Parco City is the newly developed shopping mall, and it is located in Urasoe city. There are grocery stores, electronics, clothing, and over-the-counter drugs installed in the malls. Some have arcades and even movie theaters. Coop (pronounced "kohpu") is just like the ones above. Still, it is famous for catalog orders with delivery service to your door. Gyomu Super is a wholesale food store where you can buy food at a discounted price for a significant portion.</p>
100 yen Stores   	<p>100 yen stores are commonly called "hyakkin" in Japanese. DAISO is the pioneer of the 100-yen-shop industry and has overseas locations. Can Do and Seria is another 100 yen store you can find in Okinawa. There are thousands of items sold, but the quality and the durability might not be as good as you expect.</p>
General stores / Drug stores     	<p>Home Center Tabata Ishikawa Store sells almost everything you need for your daily life: Groceries, furniture, electrical appliances, car supplies, gardening, DIY, pet goods. Don Quijote is one of the nationwide grocery store in Japan. They are usually open until early morning or even 24 hours. They also sell items imported from various countries for reasonable prices. DiREX, Drug Mori and Drug Eleven, have over-the-counter medicine and cosmetics. Some branches sell electrical appliances and food at discounted prices.</p>
Furniture & Home Improvement     	<p>Nitori is a Japanese furniture and interior chain store that carries many items at reasonable prices. It is said that Nitori is like IKEA, Swedish home products retail company. You can ask for delivery service for big items such as bed, sofa, and a table set. Please be noted that the average delivery time is around a week or two. Yellow Box Furniture, located in Okinawa city, sells American furniture and provides an English-speaking service. Square Awase consists of three stores; The Grace, Maxplus, and Today OIK. The Grace carries a luxury interior, Maxplus has a variety of household goods, and TodayOK offers outlet furniture. Make Man, a logo with Monkey, and Cainz are recommended for those who are looking for house improvement items.</p>

Icons / Signs	Information
Second-hand Store 	<p>You may be able to find good-quality items at reasonable prices if you are lucky. But please be aware that they usually charge you a delivery fee between 1,000 yen to 4,000 yen, depending on the area you reside. The warranty is typically short such as three months, while brand new items offer a guarantee of one to five years.</p>
Electric appliances   	<p>Yamada Denki , Edion and Best Denki are major home electric appliances stores. They have a wide variety of products and even food at some locations. But they usually do not keep many items in the inventory, so you may need to wait for your purchase to be delivered for a week or two. They also have booths that sell cell phones and internet service.</p>
Others        	<p>Sports Depo and XEBIO offer a wide variety of sporting goods such as shoes, rackets, bats, bicycles, outdoor goods, etc.</p> <p>Goodwill is on Rt. 58 in Chatan and is one of the island's specialized computer stores. Address: 3-1-6 Mihama, Chatan-cho. Open from 11:00 to 21:00.</p> <p>Muji is a retail company that sells a wide variety of household and consumer goods. Its design minimalism distinguishes Muji, emphasizing recycling, avoiding waste in production and packaging, and no-logo or "no-brand" policy.</p> <p>CHUBB is a representative of the ACE insurance group. All agency staff can speak English. Voluntary car insurance and fire insurance are available.</p> <p>Onna no Eki, Champurur Ichiba, and Yunta Ichiba are local farmers' markets where you can purchase locally-harvested fruits and vegetables for reasonable prices. They also sell local traditional art crafts. The small dining rooms are often provided, and you can enjoy some regional cuisine such as Okinawa Soba, Sata Andagi, and Goya champuru.</p>
Driver's License  	<p>JAF is a shortened word for Japan Automobile Federation. It is a public service organization that provides various services to drivers. You can obtain an official translation of your original license for <i>Gaimen Kirikae</i>, switching a foreign driver's license to a Japanese one except for the seven countries: Switzerland, Germany, France, Belgium, Monaco, Estonia, and Taiwan.</p> <p>Okinawa Prefectural Driver's License Center is located in Tomigusuku city. To complete <i>Gaimen Kirikae</i>, you may need to go there to take an aptitude test, a written test, and a practical test depending on your license-issued country.</p>
Hospitals   	<p>Onna Clinic is a small-sized hospital that is located near the Onna elementary school. Typically, only one physician/Pediatrician stays, so it tends to get very crowded. Chubu Clinic (Okinawa Chubu Hospital) is a large-sized prefectural general hospital with an emergency medical care center in Uruma city. Many doctors can speak English. Nakagami Clinic (Nakagami Hospital) is also a large-sized hospital with an emergency department in Okinawa city. It recently moved to a new building. There are other small/mid-sized hospitals near OIST. Please contact our Health Center for more information.</p>
Schools   	<p>Onna Elementary School is a local public school. It has an international class where they taught math and Japanese in English. But the lessons are complementary to develop a minimum necessary academic ability. Therefore, the quality and system are not equivalent to international schools.</p> <p>OCSI is short for Okinawa Christian School International, located at Yomitan. It has a Christ-centered learning environment with an American-style program in English.</p> <p>AMICUS is located at Uruma city and provides a rich learning environment that helps develop a global mindset. English is used as the medium of communication and instruction for daily activities.</p>

1. Select the area you'd like to live.
(Scroll down until the map of Okinawa appears)

1. Select the area you'd like to live.
(Scroll down until the map of Okinawa appears)



土地



駐車場

< 戻る

借りる

賃貸11,071件

買う

売買8,564件



住居用



事業用



土地



マンション



土地



駐車場



一戸建て



その他



Norther Area

Nago	本部町	国頭村
Onna	Ginoza	東村
Kin	今帰仁村	大宜味村

Middle Area

Okinawa	Yomitan	Uruma
Chatan	Kadena	Kitanakagusuku
Ginowan	Nishihara	Nakagusuku
Urasoe		

Southern Area

Naha	南風原町	与那原町
豊見城市	八重瀬町	南城市
糸満市		

離島

石垣島	宮古島	その他
-----	-----	-----

2. Click the red circled button. * If this pops up

恩納村の物件種別をお選びください

借りる

住居用

107件

事業用

3件

土地

9件

駐車場

1件

買う

土地

88件

一戸建て

78件

マンション

75件

その他

42件

3. Click the logo () and see details.

借りる 買う

賃貸 住居用 検索

エリア

うるま市 金沢

モビリティ

学校

詳細で探す

条件で絞り込む

物件種別

アパート・マンション

アパート

一戸建て

マンション

その他



1件



マンションビルトップ

4.5万円 (月謝・ナシ)

間取り 1LDK

敷金/礼金/保証金 ナシ

詳細を見る


4. Details of the apartment

賃貸アパート プレティドルチェ 201号

賃料 4.7万円

この物件についてお問い合わせ (無料)

お気に入り追加



この物件についてお問い合わせ (無料)

この物件の基本情報

物件情報		賃料	
家賃	4.7万円	共益費	2,000円
敷金/礼金/保証金	なし/なし/なし	概算初期費用	-
間取り	2LDK	間取り詳細	洋5K10
部屋番号	201号	階数	2階3階建
ペット	可 ※ペット保証金1ヶ月分+1匹のみ	専有面積	-
取引形態	代理	入居	指定育
契約期間	2年更新	所在地	恵那市中央 9 丁目
駐車場	1台無料	交通	【バス停】 大学前駅/徒歩約1分
料金備考	標準時賃500円・7万円入居できます。		
		備考	天井高く明るいうち2LDK・7万円入居できます。

- ① Monthly rent:
"万円" is 10,000 yen (e.g. 4.7万円 = 47,000 yen)
- ② Common/maintenance fee: (Monthly)
- ③ Deposit/Key money/Guarantee fee:
- Total initial cost:
- ⑤ Floor plan (1):
1,2,3= Number of the room(s)
L= Living room / D= Dining room
K= Kitchen
- ⑥ Floor plan (2):
洋= Wooden floor / 和= Tatami
- ⑦ Room number:
"号" = #
- ⑧ Floor located/number of stories:
"階" = floor / "階建" = total stories
- ⑨ Pet
"可" = OK / "不可" = Not OK
"相談可能" = Negotiable
- ⑩ Dimension
- ⑪ Possible Move-in day:
"相談" = Negotiation
- ⑫ Agreement term:
"年" = Year / "更新" = renewal
- ⑬ Location/Map:
- ⑭ Parkingspace:
- ⑮ Distance from local bus stop:
"徒歩" = Walk / "分" = Minute(s)

Searching filter



借りる 買う

住居用 事業用
土地 駐車場

賃貸住居用検索

Area

うるま市 市町村を変更
全て 地区を変更

モノレール +
学校 +

Area Search by circling
Use Circle

Rent
Lowest ~ Highest

Building Type

Apartment + High-story apartment
Apartment High-rise apartment
House Monthly Apartment
Rental Room

Room plan (全て=all)

1R~全 1ルーム
て
1K 1DK
1LDK
2K~全 2K
て
2DK 2LDK
3K~全 3K
て
3DK 3LDK
4K~全 4K
て
4DK 4LDK
5K以上

Dimension
Lower limit ~ Upper limit

Age of the building


More detailed filter

Free parking lot for a car
Free Parking lot for more than 2 cars
Pet ok
Free deposit and Key money
Quick move-in
More than 2 floors
Separate bath room and toilet
Fiber home internet

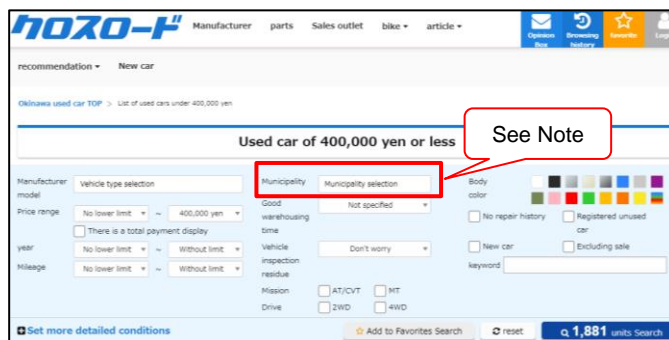
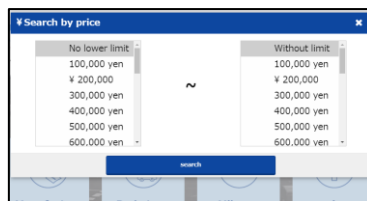
See all details

The most efficient way to search is to use the translate function by chrome.

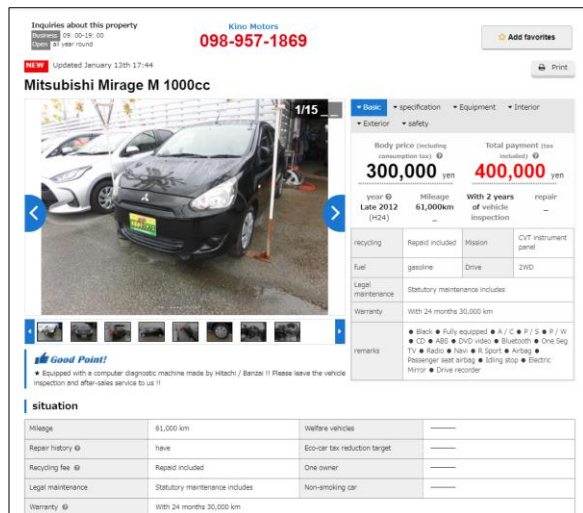
1, Go to Cross Road and click the red circle for Used-car.



2. Search by price.



3. Result



Flow:

1. Find a car on Cross Road.
2. Make an appointment for a visit with the car dealer.
3. Make a down payment to the dealer if you'd like to reserve the car
4. Collect required documents for ownership transfer.
5. Submit the documents to the car dealer
6. Schedule for a car pick-up.
7. Upon pick-up of the car: Pay the remaining amount.

Note:

**You can purchase a car once your permanent residence is decided.
 (You cannot purchase one with a temporary address.)**

Liability Insurance (任意保険)

There are two types of car insurance in Japan. One is compulsory insurance, 自賠責保険 Jibaiseiki Hoken, and the other is liability insurance, 任意保険 Nini Hoken. Compulsory insurance only covers a limited amount. You will be in financial trouble if you have an accident without voluntary insurance. Liability insurance has many options to cover different accident cases such as property damage, personal passenger accident, and vehicle damage. On the Policies, Rules, and Procedure of OIST, the mandatory coverage shall fulfill the following conditions:

- 1) Body injury liability insurance: unlimited.
- 2) Property damage liability insurance: unlimited.

JCI: Japanese Compulsory Insurance Inspection

JCI is the vehicle safety inspection required by law to drive a car on public roads in Japan. Every car must take the Shaken Inspection every 2 years, 3 years for brand-new cars.

Driving a car on the streets without JCI and Compulsory Automobile Liability Insurance (CALI) is a criminal and punishable by imprisonment up to 1 year and 6 months or a fine up to JPY800,000, and your driver's license is suspended for at least 90 days. If you cause an accident by a car without the Shaken and CALI, in a worst-case scenario, you may be arrested since it is a criminal act.

Initial cost for settling in Okinawa

This chart shows the average cost of various activities/expenses that you probably need to pay for within a month. We hope it helps you to make your budget plan before you come to Okinawa.

Monthly Expenses	Average Cost (*1)			
Apartment	Apartment		House	Campus
	1LDK	2LDK	3LDK	Varies
	220,000 55,000 x 4	400,000 100,000 yen × 4	400,000 100,000 yen × 4	(*2)
*Rough Calculate of average initial cost: House rent times four.				
Utility Bills	Single	Family	Single (Summer)	Family (Summer)
	Water 3,000 Gas 3,000 Electricity 5,000 Total: 11,000	Water 3,000 Gas 3,000 Electricity 5,000 Total: 11,000	Water 3,000 Gas 3,000 Electricity 5,000 Total: 11,000 yen	Water 3,000 Gas 3,000 Electricity 5,000 Total: 11,000 yen
Food	Single (self-catering)	Family (self-catering)	Single (eat-out)	
	20,000	60,000	60,000	
Phone/ SIM	Smartphone		SIM Card Purchase Only	
	7,000 yen ~		2,000 ~ 5,000 yen	
Internet	AU Hikari Chura		GLBB JAPAN (NTT)	
	<ul style="list-style-type: none">Monthly Fee: 6,300 ~ 7,300Provider Fee: Included in the monthly feeInstallation: About 45 daysInitial Fee: 800 JPY for contract fee36-month long term contract offer: Free Installation **Cancellation within three years: 9, 500 yen as a cancelation fee & the remaining amount of initial fee		<ul style="list-style-type: none">The price varies depending on the area, internet condition in the building.Please contact Resource Center or call 098-894-3498.Inquiry via https://www.glbb.jp/contact.	
Rental Purchase Car	Car			
	200,000 yen ~ *Voluntary Insurance : 50,000 yen ~			

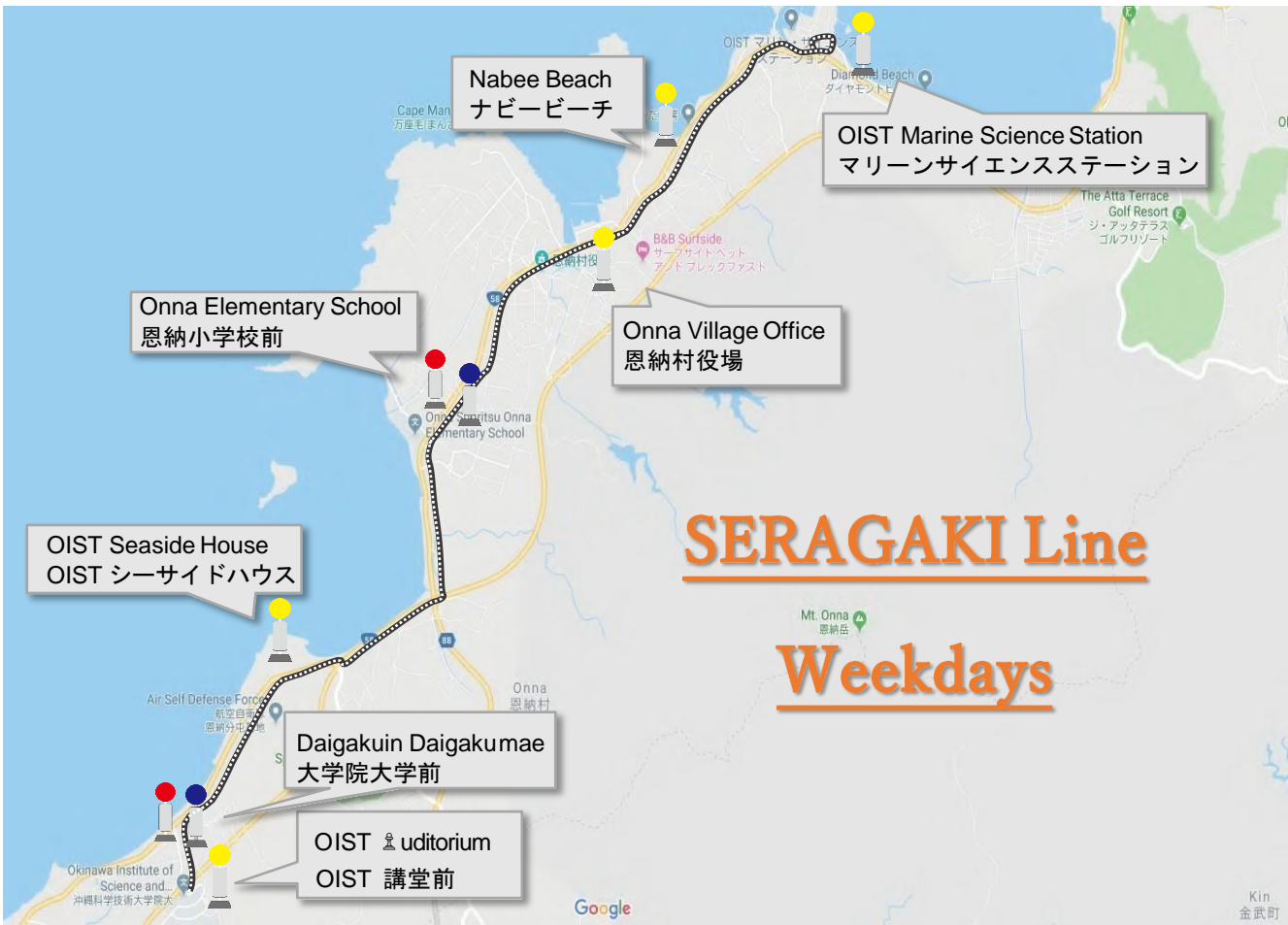
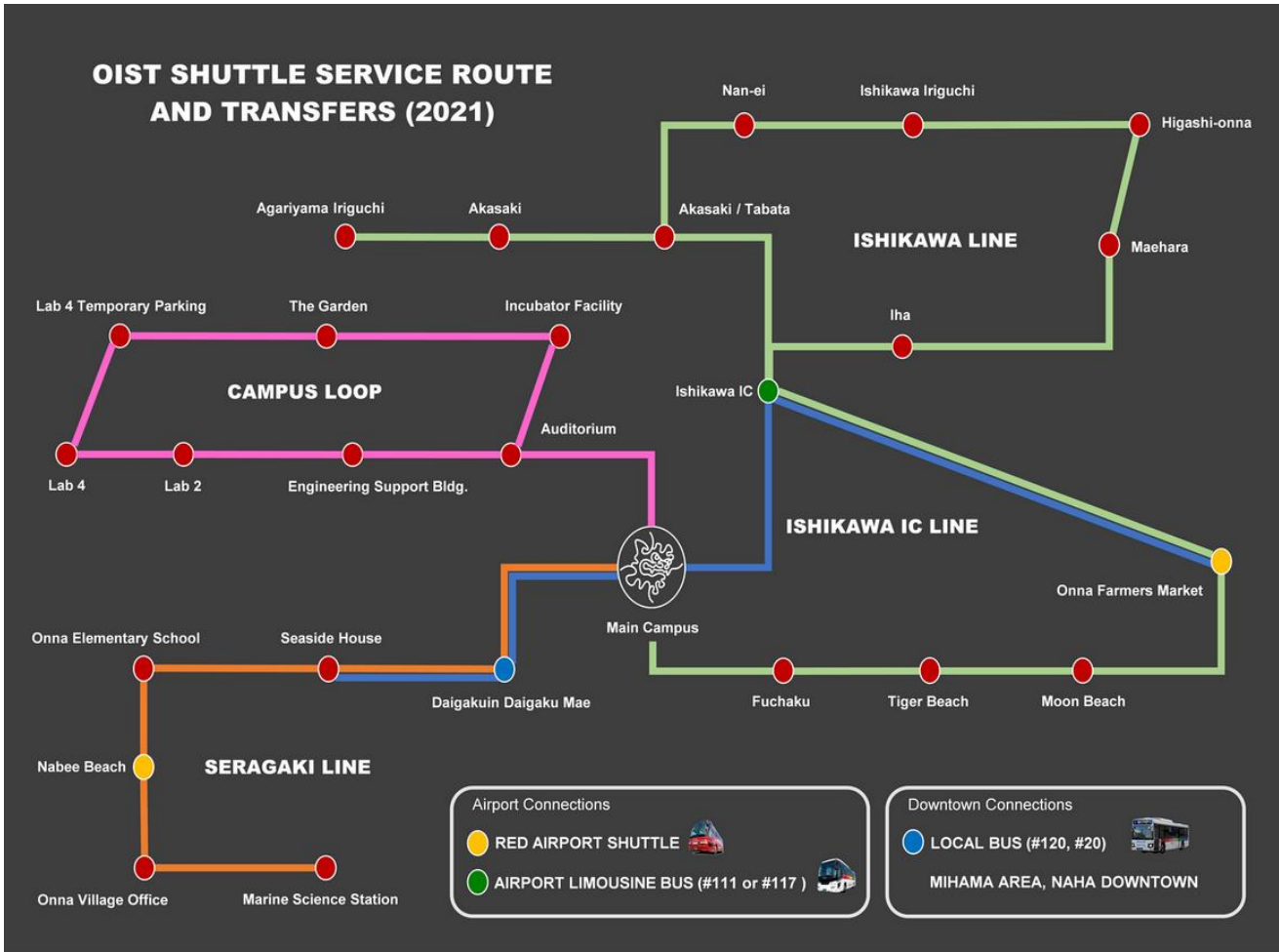
(*1) Initial cost includes: One-month advance rent, Deposit Reikin (Key Money) Commission fee Fire insurance (Mandatory; around 15,000 JPY) The total amount is equivariant to 4 times of monthly rent.

[The initial payment is often settled in cash. Please make sure to prepare enough cash prior to your relocation or transfer the amount as soon as you open up your Japanese bank account.](#)

[**The salary cannot be paid advance.](#)

(*2)Please contact the Housing Section at facility-help@oist.jp.

* Relocation Team assists you with finding your permanent residence off-campus.



Weekdays

SERAGAKI LINE

*Operates on weekdays, except Japanese or OIST official holidays

Morning Hours				
Auditoirum	講堂前	9:30	10:30	-
Daigakuin Daigaku Mae	大学院大学前	9:33	10:31	-
Seaside House	シーサイドハウス	9:35	10:35	-
Onna Elementary School	恩納小学校前	9:40	10:40	-
Onna Village Office	恩納村役場	9:41	10:41	-
Nabee Beach	ナビービーチ	9:43	10:43	-
OIST MSS	OIST MSS	10:00	11:00	-
Onna Village Office	恩納村役場	10:05	11:05	-
Onna Elementary School	恩納小学校前	10:06	11:06	-
Seaside House	シーサイドハウス	10:15	11:15	-
Daigakuin Daigaku Mae	大学院大学前	10:16	11:16	-
Auditoirum	講堂前	10:20	11:20	11:45
Daigakuin Daigaku Mae	大学院大学前	-	-	11:46
Seaside House	シーサイドハウス	-	-	12:00
Daigakuin Daigaku Mae	大学院大学前	-	-	12:01
Auditoirum	講堂前	-	-	12:05

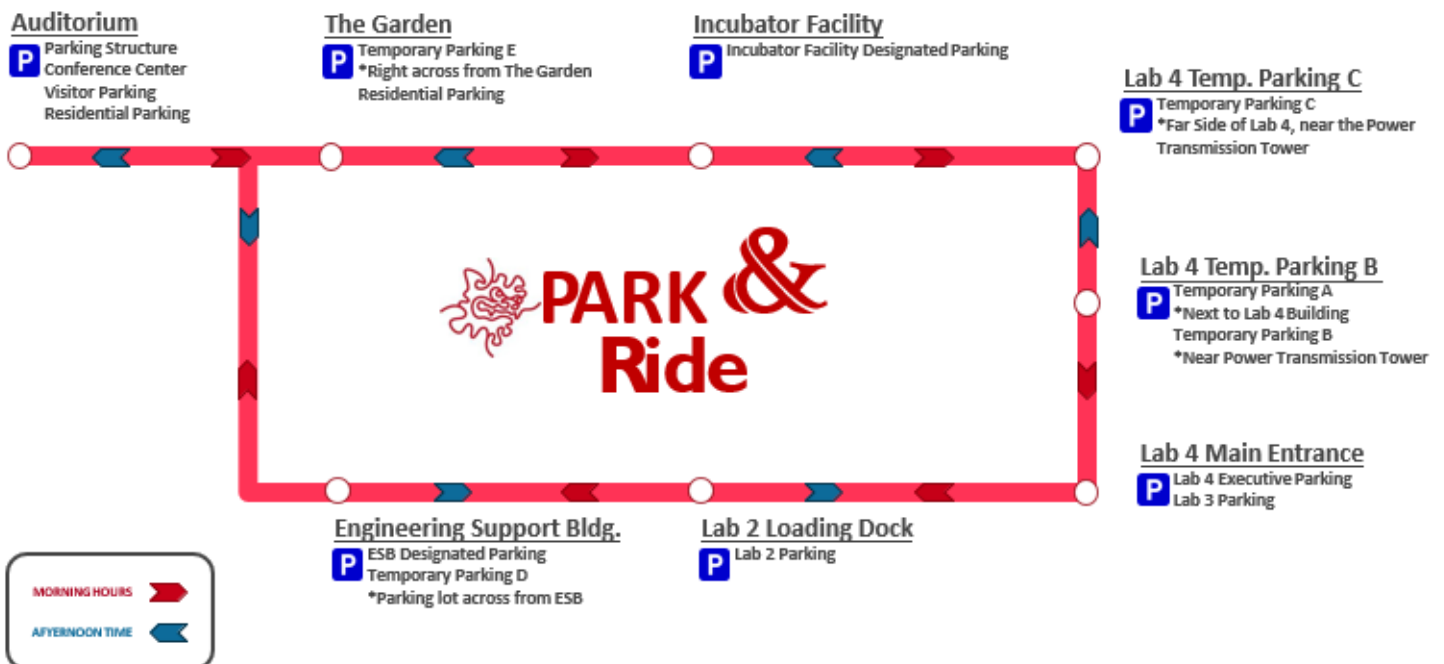
Afternoon / Night Time				
Auditoirum	講堂前	13:10	14:55	16:00
Daigakuin Daigaku Mae	大学院大学前	13:11	14:56	16:01
Seaside House	シーサイドハウス	13:15	15:00	16:05
Onna Elementary School	恩納小学校前	13:25	15:05	16:10
Onna Village Office	恩納村役場	13:26	15:06	16:11
Nabee Beach	ナビービーチ	13:28	15:08	16:13
OIST MSS	OIST MSS	14:00	15:30	16:55
Nabee Beach	ナビービーチ	14:05	15:35	17:00
Onna Village Office	恩納村役場	14:10	15:40	17:05
Onna Elementary School	恩納小学校前	14:11	15:41	17:06
Seaside House	シーサイドハウス	14:20	15:50	17:15
Daigakuin Daigaku Mae	大学院大学前	14:21	15:51	17:16
Auditoirum	講堂前	14:25	15:55	17:20

Airport Shuttle Stops エアポートシャトル接続

Park and Ride Locations



Park and Ride Stop on Campus



Weekdays

CAMPUS LOOP

*Operates on weekdays, except Japanese or OIST official holidays

Morning Hours					
Auditoirum	講堂前	8:30	8:55	9:20	9:45
The Garden	ガーデン	8:33	8:58	9:23	9:48
Incubator Facility	インキュベーター	8:36	9:01	9:26	9:51
LAB4 Temporary Parking C	LAB4 仮駐車場C	8:38	9:03	9:28	9:53
LAB4 Temporary Parking B	LAB4 仮駐車場B	8:38	9:03	9:28	9:53
LAB4 Entrance	LAB4入口	8:39	9:04	9:29	9:54
LAB2 Loading Dock	LAB2 搬 入 口	8:41	9:06	9:31	9:56
Engineer Support Building	エンジニアサポートビル	8:41	9:06	9:31	9:56
Auditoirum	講堂着	8:43	9:08	9:33	9:58

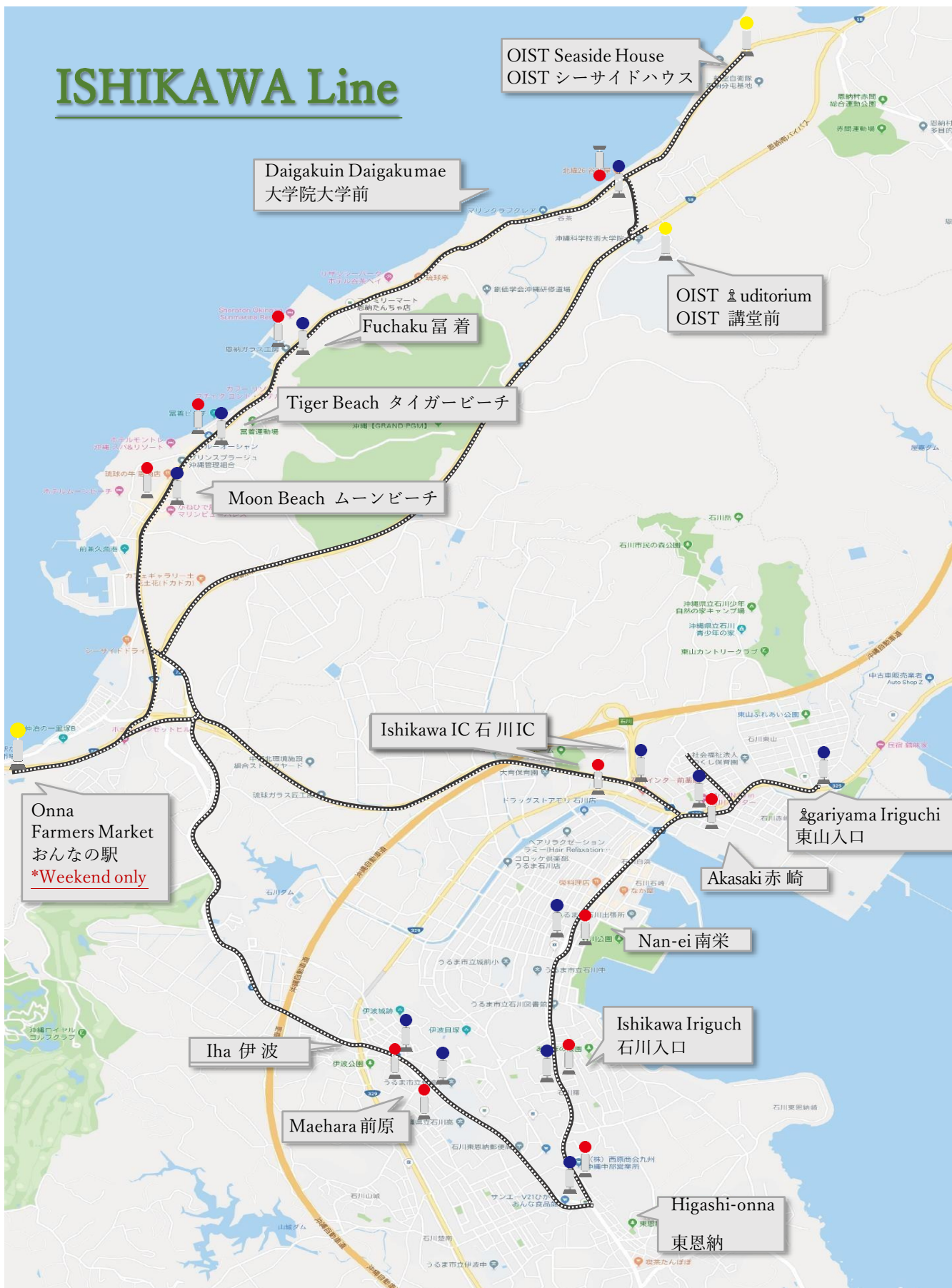
Afternoon / Night Time					
Auditoirum	講堂前	17:10	17:35	18:00	18:25
Engineer Support Building	エンジニアサポートビル	17:12	17:37	18:02	18:27
LAB2 Loading Dock	LAB2 搬 入 口	17:12	17:37	18:02	18:27
LAB4 Entrance	LAB4入口	17:13	17:38	18:03	18:28
LAB4 Temporary Parking B	LAB4 仮駐車場B	17:15	17:40	18:05	18:30
LAB4 Temporary Parking C	LAB4 仮駐車場C	17:15	17:40	18:05	18:30
Incubator Facility	インキュベーター	17:18	17:43	18:08	18:33
The Garden	ガーデン	17:21	17:46	18:11	18:36
Auditoirum	講堂着	17:24	17:49	18:14	18:39

*Campus loop bus service is only available on weekdays.

*The order of stops on the campus loop bus is different in the morning and afternoon. Please be sure to check the time before using the service.

*This timetable is still under adjustment and may be subject to change.

Timetable for OIST Shuttle Bus



Weekdays

ISHIKAWA Line

* Operates on weekdays, except Japanese or OIST official holidays

Morning Hours					
Auditoirum	講堂前	7:30	7:50	9:00	
Iha	伊波	7:45	8:05	9:15	
Maehara	前原	7:47	8:07	9:16	
Higashi-onna	東恩納	7:50	8:10	9:17	
Ishikawa Iriguchi	石川入口	7:51	8:11	9:18	
Nan-ei	南栄	7:54	8:14	9:20	
Akasaki	赤崎	8:00	8:19	9:24	
Agariyama Iriguchi	東山入口	8:02	8:20	9:26	
Akasaki / Tabata	赤崎／タバタ	8:05	8:23	9:29	
Ishikawa IC (Pachinko)	石川IC（パチンコ）	8:07	8:26	9:33	
Moon Beach	ムーンビーチ	8:15	8:35	9:40	
Tiger Beach	タイガービーチ	8:16	8:36	9:41	
Fuchaku	富着	8:17	8:37	9:42	
Daigakuin Daigaku Mae	大学院大学前	-	8:41	9:46	
Seaside House	シーサイドハウス	-	8:42	9:47	
Daigakuin Daigaku Mae	大学院大学前	-	8:44	9:49	
Auditoirum	講堂前	8:28	8:47	9:52	

Afternoon / Night Time					
Auditorium	講堂前	17:45	18:45	19:50	20:55
Seaside House	シーサイドハウス	-	-	-	21:00
Fuchaku	富着	17:51	18:52	19:57	21:06
Tiger Beach	タイガービーチ	17:52	18:53	19:58	21:07
Moon Beach	ムーンビーチ	17:53	18:54	19:59	21:08
Akasaki	赤崎	18:02	19:03	20:08	21:17
Agariyama Iriguchi	東山入口	18:03	19:04	20:09	21:18
Akasaki / Tabata	赤崎／タバタ	18:07	19:07	20:12	21:21
Nan-ei	南栄	18:13	19:12	20:17	21:26
Ishikawa Iriguchi	石川入口	18:15	19:14	20:19	21:28
Higashi-onna	東恩納	18:17	19:17	20:22	21:31
Maehara	前原	18:19	19:18	20:23	21:32
Iha	伊波	18:20	19:20	20:25	21:34
Moon Beach	ムーンビーチ	-	19:28	20:33	21:42
Tiger Beach	タイガービーチ	-	19:29	20:34	21:43
Fuchaku	富着	-	19:30	20:35	21:44
Auditoirum	講堂前	18:32	-	-	-
The Gardens	ガーデン	-	19:39	20:44	21:53
Auditoirum	講堂前	-	19:44	20:50	22:00

Saturdays/Sundays

ISHIKAWA Line

*Operates on Saturdays and Sundays, except Japanese or OIST official holidays

As of Nov.1, 2021

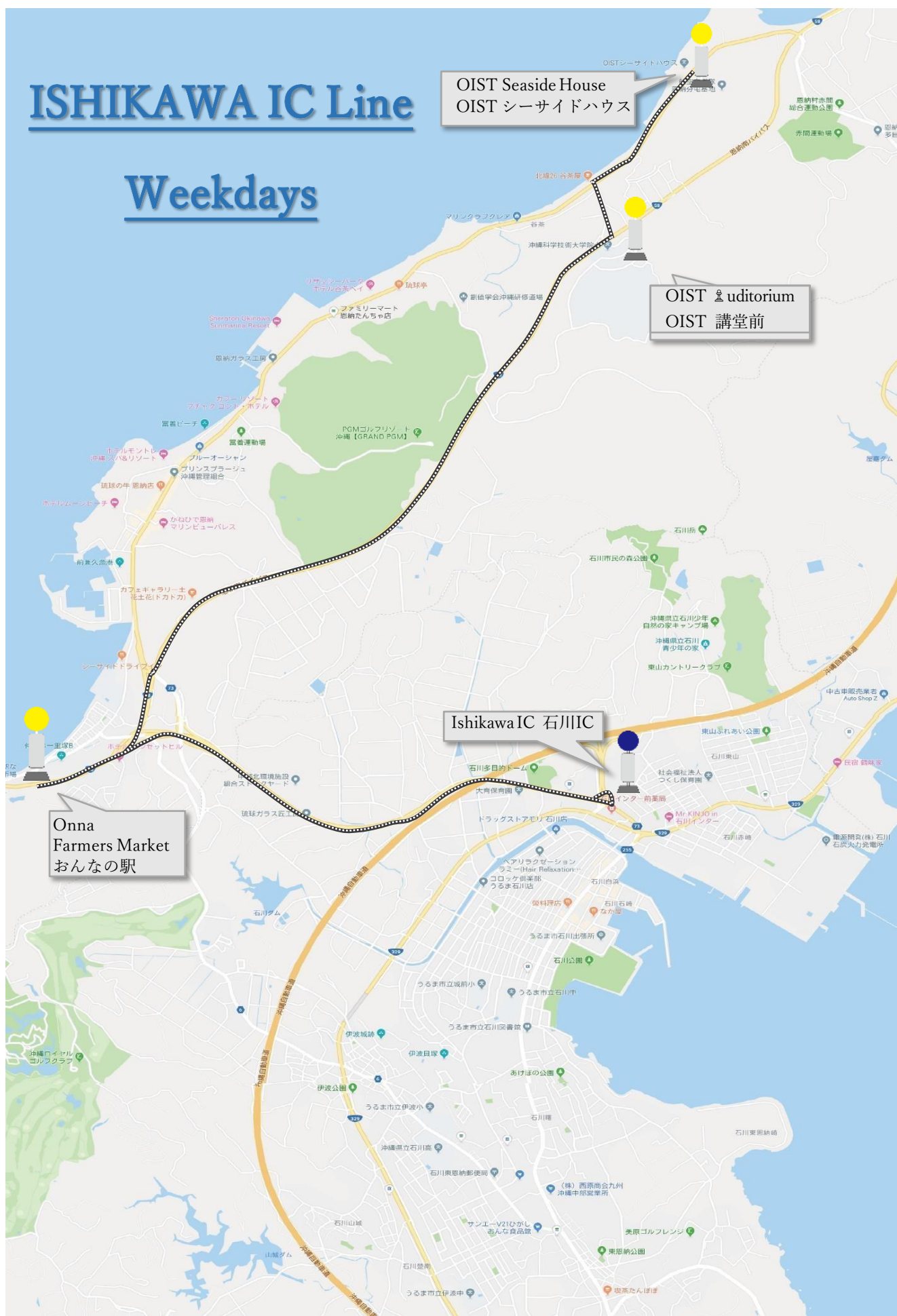
Morning Hours			
The Garden	ガーデン	8:25	9:55
Auditoirum	講堂前	8:30	10:00
Onna Farmers Market	おんなの駅	8:42	10:12
Iha	伊波	8:51	10:21
Maehara	前原	8:53	10:23
Higashi-onna	東恩納	8:55	10:25
Ishikawa Iriguchi	石川入口	8:57	10:27
Nan-ei	南栄	8:59	10:29
Akasaki	赤崎	9:07	10:37
Agariyama Iriguchi	東山入口	9:08	10:38
Akasaki / Tabata	赤崎／タバタ	9:09	10:39
Ishikawa IC (Expressway)	石川IC（高速）	9:16	10:46
Onna Farmers Market	おんなの駅	-	10:56
Moon Beach	ムーンビーチ	9:27	11:01
Tiger Beach	タイガービーチ	9:28	11:02
Fuchaku	富着	9:29	11:03
Daigakuin Daigaku Mae	大学院大学前	9:34	11:08
Seaside House	シーサイドハウス	9:36	11:09
Daigakuin Daigaku Mae	大学院大学前	9:37	11:10
The Garden	ガーデン	-	11:18
Auditoirum	講堂前	9:41	11:20

Afternoon Hours				Night Time		
The Garden	ガーデン	15:25	16:45	The Garden	ガーデン	18:10
Auditoirum	講堂前	15:30	16:50	Auditoirum	講堂前	18:15
Daigakuin Daigaku Mae	大学院大学前	15:34	16:54	Iha	伊波	18:30
Seaside House	シーサイドハウス	15:35	16:55	Maehara	前原	18:31
Daigakuin Daigaku Mae	大学院大学前	15:36	16:56	Higashi-onna	東恩納	18:32
Fuchaku	富着	15:40	17:00	Ishikawa Iriguchi	石川入口	18:39
Tiger Beach	タイガービーチ	15:41	17:01	Nan-ei	南栄	18:41
Moon Beach	ムーンビーチ	15:42	17:02	Akasaki	赤崎	18:49
Onna Farmers Market	おんなの駅	15:47	17:07	Agariyama Iriguchi	東山入口	18:50
Ishikawa IC (Expressway)	石川IC（高速）	15:56	17:16	Akasaki / Tabata	赤崎／タバタ	18:53
Akasaki	赤崎	16:04	17:21	Ishikawa IC (Expressway)	石川IC（高速）	18:56
Agariyama Iriguchi	東山入口	16:06	17:26	Onna Farmers Market	おんなの駅	19:03
Akasaki / Tabata	赤崎／タバタ	16:08	17:29	Moon Beach	ムーンビーチ	19:07
Nan-ei	南栄	16:12	17:33	Tiger Beach	タイガービーチ	19:08
Ishikawa Iriguchi	石川入口	16:14	17:35	Fuchaku	富着	19:09
Higashi-onna	東恩納	16:16	17:37	Daigakuin Daigaku Mae	大学院大学前	19:13
Maehara	前原	16:17	17:38	Seaside House	シーサイドハウス	19:14
Iha	伊波	16:18	17:39	Daigakuin Daigaku Mae	大学院大学前	19:15
Auditoirum	講堂前	16:40	18:00	The Garden	ガーデン	19:23
				Auditoirum	講堂前	19:30

Airport Shuttle Stops エアポートシャトル接続

ISHIKAWA IC Line

Weekdays



Weekdays

ISHIKAWA IC Line

*Operates on weekdays, except Japanese or OIST official holidays

Morning Hours			
Ishikawa IC (Expressway)	石川IC（高速）	8:25	-
Auditoirum	講堂前	8:45	-
Seaside House	シーサイドハウス	8:55	-
Auditoirum	講堂前	9:05	-
Ishikawa IC (Expressway)	石川IC（高速）	9:25	-
Auditoirum	講堂前	9:45	-
Seaside House	シーサイドハウス	9:55	-
Auditoirum	講堂前	10:05	12:50
Ishikawa IC (Expressway)	石川IC（高速）	10:25	13:10
Onna Farmers Market	おんなの駅	10:35	13:20
Auditoirum	講堂前	11:05	13:50
Ishikawa IC (Expressway)	石川IC（高速）	11:25	14:10
Auditoirum	講堂前	11:40	14:25

Morning Hours		
Auditoirum	講堂前	14:40
Ishikawa IC (Expressway)	石川IC（高速）	15:10
Onna Farmers Market	おんなの駅	15:20
Auditoirum	講堂前	15:40
Ishikawa IC (Expressway)	石川IC（高速）	16:10
Onna Farmers Market	おんなの駅	16:20
Auditoirum	講堂前	16:40
Ishikawa IC (Expressway)	石川IC（高速）	17:00
Auditoirum	講堂前	17:15
Ishikawa IC (Expressway)	石川IC（高速）	17:40
Seaside House	シーサイドハウス	18:00
Auditoirum	講堂前	18:05
Seaside House	シーサイドハウス	18:10
Auditoirum	講堂前	18:35
Seaside House	シーサイドハウス	18:40
Ishikawa IC (Expressway)	石川IC（高速）	18:55
Auditoirum	講堂前	19:10

Where to Exchange Currency

■ Availability of Currency

	USD	RMB	EUR	GBP	AUD	CAD	NZD	THB	SGD	HKD	KRW	TWD	CNY	PHP	MYR	SFR	SEK	DKK	NOK
Bank Counter																			
Bank of Okinawa Koza Branch	●	●	●	●	●	●	-	●	●	●	●	-	-	-	-	●	●	●	●
Note: * Listed currency can be exchanged at Koza branch only in central Okinawa. * US \$ can be exchanged at the most of branches in Okinawa. (Excl. Nakagusuku & Churaumi) * Open 9:00-15:00 Monday-Friday only.																			
Bank of Ryukyus Koza Branch	●	-	●	●	●	●	●	●	●	●	-	-	-	-	-	●	●	●	●
Note: * Listed currency can be exchanged at Koza branch only in central Okinawa. * US \$ can be exchanged at Ishikawa, Kadena, Gushikawa, Yomitan, Koza and 8 other branches in central Okinawa. * Open 9:00-15:00 Monday-Friday only.																			
ATM Machine at Family Mart (Tancha)																			
Bank of Okinawa ATM	●	-	●	●	●	-	-	-	-	●	●	●	●	-	-	-	-	-	-
Private Companies (Chatan)																			
Edoya Exchange Center http://edoya-exchange.com/	●	-	●	●	●	●	●	●	●	●	●	●	●	●	●	-	-	-	-
Chance Center http://www.exchange-chancecenter.com/	●	-	●	●	●	●	-	●	●	●	●	●	●	●	-	-	-	-	-

■ Location



Map of OIST



To **HR office**: Center building, Level A

To **Lab 1,2 and 3**: Head to Center building and take the elevator. Get off at Level C and you will find the corridors to the labs.

To **Lab 4**: Head to lab 1, Level A and move to Lab 3, via a corridor. You will find a pathway connects to Lab 4 at the end of the corridor. Otherwise you can reach the Lab 4 from outside of Lab 3, Level B.

To **Incubator Building**: Head to "Energy center" from main reception. Keep going to direction of the indication on the map.