



Welcome CDC Parents and Carers

New Class Orientation

Toddler Class - FY2024

2024/3/1





Welcome to Toddler Class Orientation

Meet the Group Leader

Overview of Class

About 2 years old

Daily Schedule

Assessment

Supervision of Children, Guidance & Discipline

Pick up and Drop off

Supply List

Meet the Class Teachers



Meet the Group Leader



Eri Nagahama
eri.nagahama@oist.jp

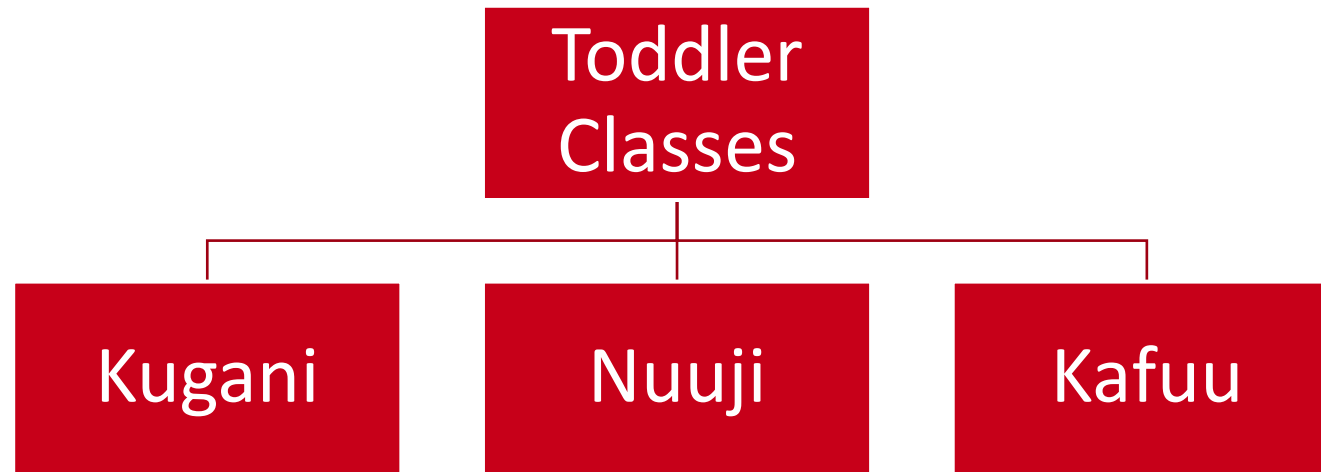
Point of contact for concerns after speaking with the class teacher.

Creates shifts and covers the classrooms when class teachers are on leave.

Formal and informal evaluation of classroom, safety checks, staff training and mentoring, class assignments, holds meetings with teachers monthly.



Overview of Class



School Year 2024: April 1, 2024 - March 31, 2025.

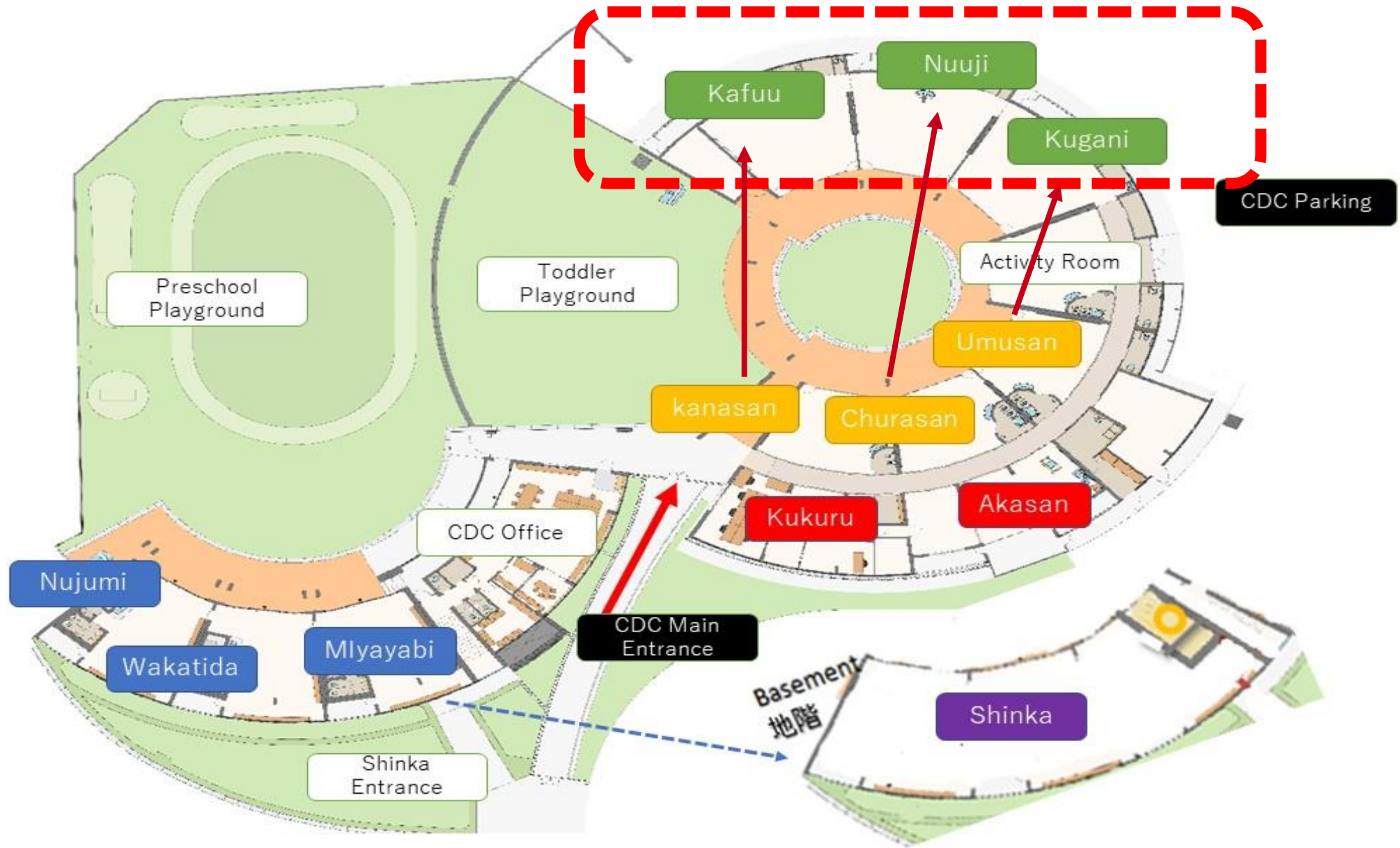
Ratio = 1 teacher to 6 children

Each Toddler Classroom has 4 teachers (3 FT Teachers + 1 PT Teacher)

Introducing preschool fundamentals (Move up to Preschool from April 2025)



Classroom Location





Classroom Set Up



White board



Toilet



Cubbies



About 2 Years-old

“Independence A.K.A. Stubbornly Assertive”

Three Major Characteristics of 2-year-olds

1. Stubbornness & Fussiness

A child who used to walk around being held by the hand, but when you try to do something for the child, the child says, "No, I do it!" and becomes rebellious. So-called "parent-child conflict" may begin. You may find it difficult to handle them because they take pride in themselves, and you may also find yourself saying, "Do as I say!" or "No, you can't do that!". However, it is important to create an environment where they can assert themselves in a secure manner without saying things like, "You can't do that!" and stifling their budding ego.

2. Possessiveness

This is a strong desire to own the things they like, which leads to more fights and fighting over things.

3. Actions before Words

Because they cannot yet express their needs in words well, they push without asking to move, or take without asking to borrow. Therefore, it is important to try to understand the meaning of their actions and we continue to teach toddlers how to express themselves in appropriate ways.



Self-care Skills

Self-care Skills refer to tasks necessary to participate in daily life such as dressing and undressing, eating, washing hands and dry with paper towels, and so on. While adults typically provide support in early childhood, it is expected that they will become more independent as they grow older.

- **Organization Skills**

involves the ability to establish what tasks that they need to do, by when and how. Part of organization involves understanding the requirements of a task. Organization is an important skill required to follow daily routines and complete self-care activities.



The major self-care skill to be learned is -Toilet Training

Parents and teachers should discuss and agree on the planned toilet training process. It requires a team effort!

A consistent approach and common encouragement techniques can minimize confusion of a child during this time and help to set the environment for a successful transition to becoming a big child!

Children are able to control their bladder and bowels when they're physically ready and when they want to be dry and clean. Each child is different, so please discuss with teachers.





Expected Outcomes

Social-Emotional Development

- feeling more secure at school
- participating in routine activities easily
- begin to understand and respect the rights of others
- moving from parallel play to more interactive play with peers
- demonstrate increasing independence such as making choices, putting on jacket, toileting, handwashing
- begin to take responsibility for maintaining the classroom environment
- express thoughts and feelings in appropriate way

Cognitive Development and Language Development

- enhance their listening and speaking skills,
- express their thoughts and feelings in simple words including communicating and sharing ideas with teachers and peers
- memorize and connect with experiences
- demonstrate a positive attitude toward learning: ask and use solutions, explore ways to make things happen
- understanding and following directions
- ask and respond to questions
- Recognize his or her own first names



Expected Outcomes

Mathematical Skills & Scientific Thinking

- sense and recognize numbers
- counting
- learning Shapes and patterns
- observe and ask questions (I wonder...?)
- demonstrate knowledge of the living things (Classify living and non-living things)
- describing and predicting
- understand simple cause and effect
- planning and recording investigations

Physical Development

- run, catch, throw, kick, go up and down stairs
- improve manipulation of small objects
- improve hand-eye coordination through play using a variety of materials: play dough, puzzles, finger plays, art project, songs and more.



Daily Schedule

8:00	~	9:00	Arrival (Temp Check)/ Toileting/ Handwashing/ Child Initiated Play	登園(検温)・排泄・手洗い・自由遊び
9:00	~	9:30	Handwashing/Morning Snack	手洗い・おやつ
9:30	~	9:40	Toileting/Handwashing	排泄・手洗い
9:40	~	9:55	Morning Circle Time	朝のサークルタイム
9:55	~	10:15	Teacher Directed Activity/ Temperature Check	設定保育・検温
10:15	~	10:50	Transition to Outside Play/ Outside Play	屋外遊び準備・屋外遊び
10:50	~	11:00	(Toileting) /Handwashing	(排泄)・手洗い
11:00	~	11:30	Lunch	食事
11:30	~	12:00	Toileting/ Handwashing/ Naptime Preparation	排泄・手洗い・午睡準備
12:00	~	14:30	Nap/Rest Time	午睡
14:30	~	15:00	Toileting /Handwashing	排泄・手洗い
15:00	~	15:15	Afternoon Snack	午後のおやつ
15:15	~	15:25	(Toileting) /Handwashing	(排泄)・手洗い
15:25	~	15:45	Afternoon Circle Time /Temperature Check	午後のサークルタイム・検温
15:45	~	16:15	Child Initiated Play/ (Toileting)	自由遊び・(排泄)
16:15	~	17:00	Transition to Outside Play/ Outside Play	屋外遊び準備・屋外遊び
17:00	~	18:00	Toileting/ Handwashing/Child Initiated Play/ Departure	手洗い・排泄・自由遊び・降園

Outside Play Time (April – July)

- 09:30-10:15 Pre-Toddler
- 10:15-11:00 Toddler
- 15:30-16:15 Kugani/Umusan
- 16:15-17:00 Nuuji/Churasan
- 17:00-18:00 Kafuu/Kanasan

*Outside schedule will change every four months.





Assessment

Assessment Tools:

- Developmental Checklist
- Portfolios (monthly entries called Individual Development Plan)
- Observational notes (weekly plan notes and reflections)
- Onna Village Childcare Consultation (three times a year)

Parent-Teacher Conference:

- Held twice a year, June and February



Supervision of Children, Guidance & Discipline

- **Supervision of Class/ Proximity**

- Line of Sight Supervision
- Head Counting

- **Guidance Strategies**

Strategies Toddler Class Teachers use:

- Positive Guidance
- Redirection/ Distraction
- Modeling
- Talk about Causes and effects
- Help children express their emotions in appropriate ways



Pick Up and Drop Off Routine

Morning Drop Off

- Sign in on a class iPhone
- Class teacher takes child temperature
- Quick goodbye
- Please drop off between 8:00-9:30
- Drop-off during nap/ rest time is not allowed (12:00-14:30)

Afternoon Pick Up

- Sign out on a class iPhone
- Late fee for pick up after 6pm
- Children are not allowed to play on the playground after pick-up.



Upon Drop off...



- **Status Update**

Sleeping, eating, mood, any incident happened at home, etc.

- **Towel Organizer at the Entrance**

We would appreciate if parents can help the child to place their own child's towel in the holders during drop-off in the mornings.

*No more bibs from Toddler class.

Educational purpose: Practice "eating without soiling clothes"



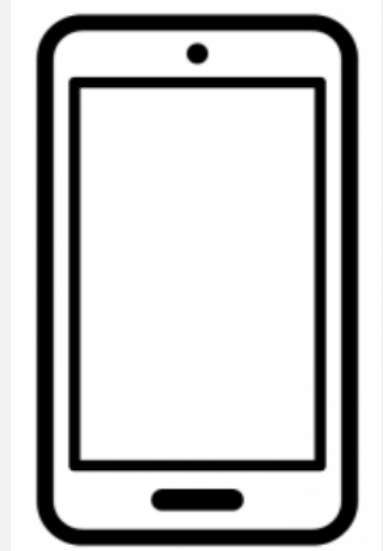
Toddler Supply List

Toddler Supply List (Nuuji, Kafuu, Kugani Class)				
Everyday	On Monday	Keep at School	Optional	Seasonal
<input type="checkbox"/> Bag or backpack <input type="checkbox"/> Water bottle (Water or non-caffeine tea only) <input type="checkbox"/> Lunch (if not ordered) <input type="checkbox"/> 2 Face towels <input type="checkbox"/> Plastic bags for soiled clothing	<input type="checkbox"/> Nap Set <input type="checkbox"/> Hat	<input type="checkbox"/> Smock for art and craft <input type="checkbox"/> 3 changes of extra clothes <input type="checkbox"/> Pull-ups Diapers (At least 5 diapers) *Please write your child's name <input type="checkbox"/> Underwear as needed <input type="checkbox"/> Wipes for Toileting (1 pack) <input type="checkbox"/> Hat (Weekday) <input type="checkbox"/> Sunscreen (No aerosol)	<input type="checkbox"/> Chopsticks	<u>Water play during July-September</u> <input type="checkbox"/> Swimsuit <input type="checkbox"/> Towel <input type="checkbox"/> Set of clothes <input type="checkbox"/> Plastic bag <input type="checkbox"/> Shoes (can get wet) <input type="checkbox"/> Hat (can get wet) <u>Fall & Winter</u> <input type="checkbox"/> Jacket



Please
remember
to...

Sign in/out on the class iPhone



Write your child's name
on every item including
diapers!





Meet the Class Teachers

Kafuu Class



Ms. Megumi



Ms. Serina



Mr. Koichi



Ms. Cauvery



Meet the Class Teachers

Nuuji Class



Mr. Yuuki



Ms. Reina



Ms. Kiwako



New



Meet the Class Teachers

Kugani Class



Ms. Kalpana



Ms. Manami



Ms. Sanae




Mr. Christian




Meet the Class Teachers

Cover Teacher



Ms. Otoha



Thank you!