



Welcome CDC Parents and Carers

New Class Orientation

Pre-toddler Class

2022/3/28





Meet the Group Leader



Naomi

naomi.nakazato@oist.jp

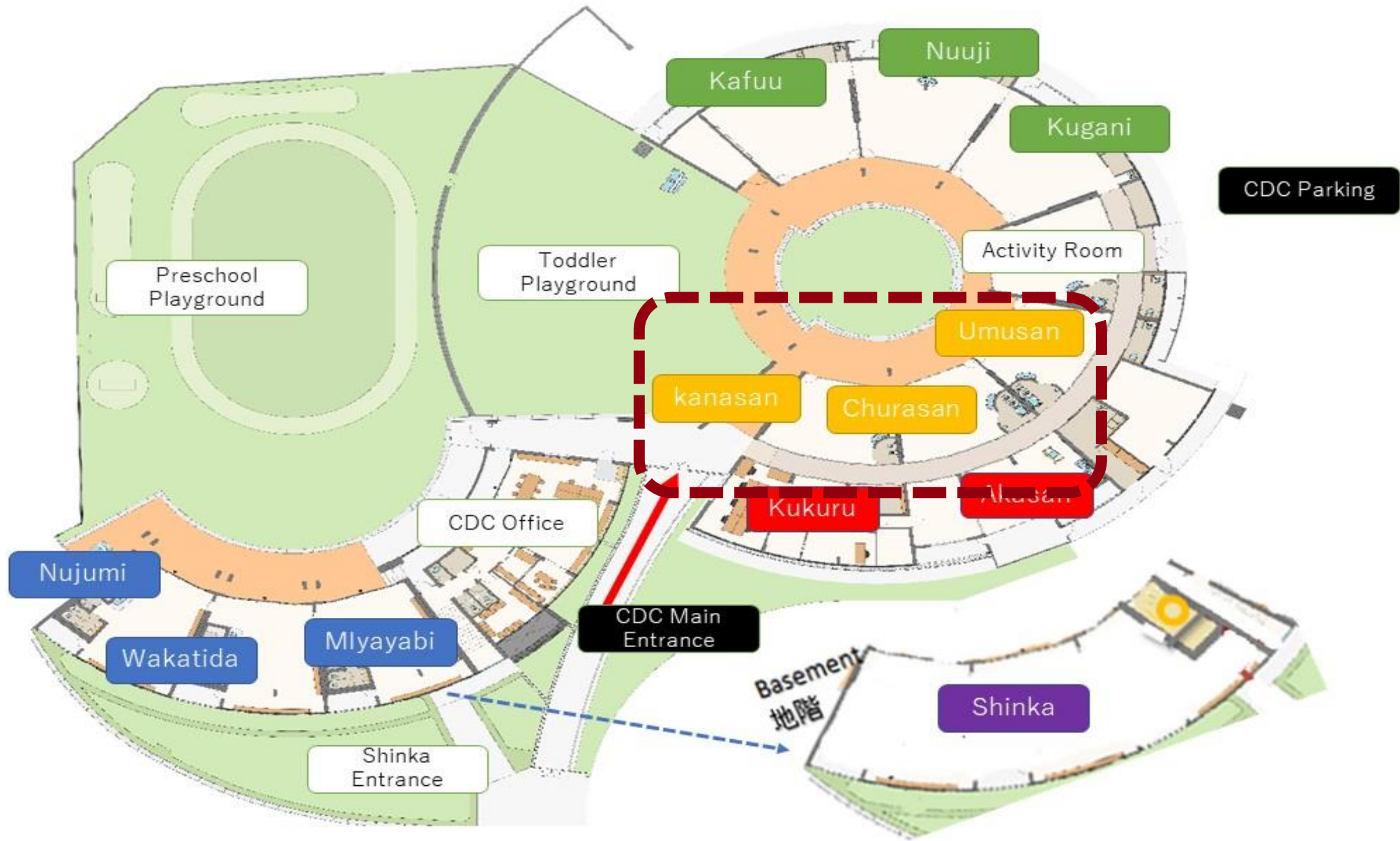
Point of contact for concerns after speaking with the class teacher.

Creates shifts and covers the classroom when class teachers are on leave.

Formal and informal evaluation of classroom, safety checks, staff training, student class assignments, holds meetings with teachers monthly.

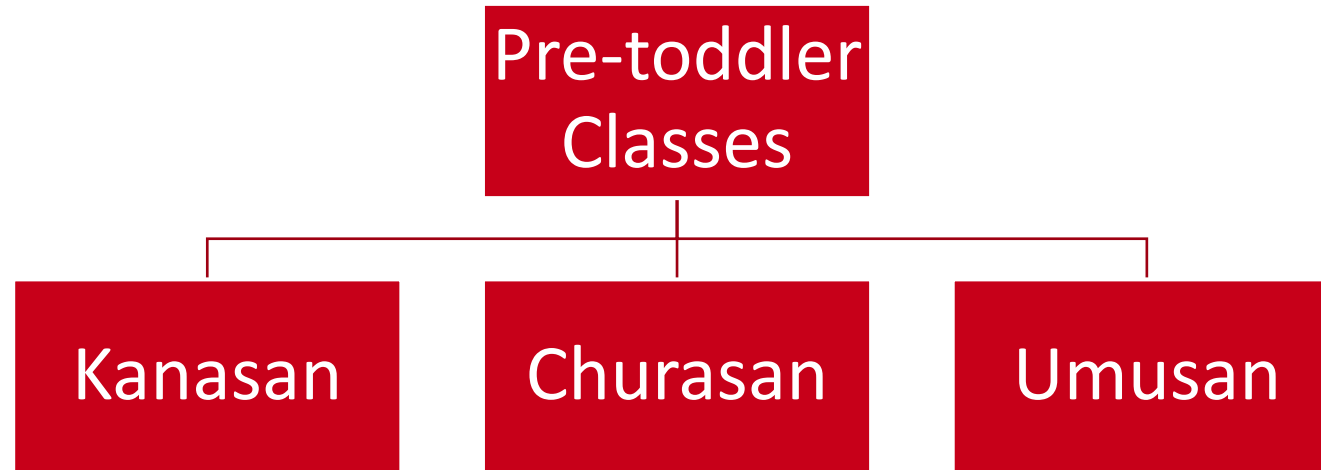


Classroom Location





Overview of Class



Your child will join in the class from April 1,2022 and will remain in this class until end of March 2023

The legal ratio in Japan for children aged 1-2 is 1:6

Your one-year-old child's day will consist of indoor playtime, outside playtime, teacher-directed activities, child-led activities, nap time, and mealtimes. We incorporate circle time into the day to develop listening and learning skills. Teachers make sure the learning is FUN!



Overview of Class

Self-care skills: everyday tasks undertaken to be ready to participate in daily activities (including dressing/undressing, eating, washing hands, and drying hands with paper towels, and more). While these are typically supported by the teachers, young children are expected to develop independence in doing these activities as they mature.

Toilet Training: Parents and teachers should discuss and agree on the planned potty-training process. This process requires a team effort! A consistent approach and common encouragement techniques can minimize a child's confusion during this time.

Teachers will start by encouraging children to sit down on a child-size toilet located in the classroom to help them get used to the potty-training process.

Signs that your child is starting to develop bladder control:

- They know when they have a wet or dirty diaper
- They understand when they are peeing and may tell you they are doing it
- The time gap between wetting is at least an hour
- They show they need to pee by fidgeting or going somewhere quiet or hiding
- They know when they need to pee and may say so in advance

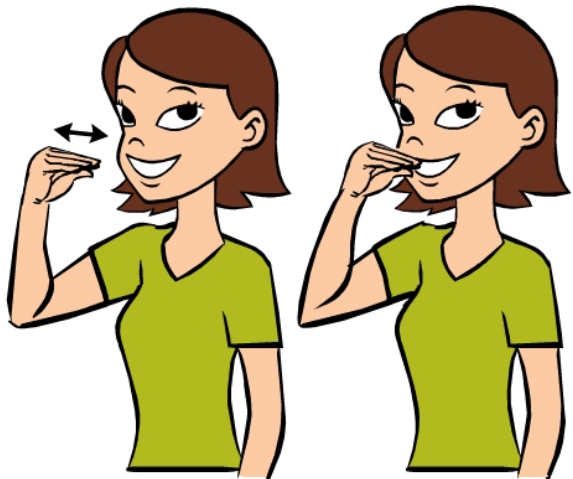





Curriculum and Activities

Thematic Learning:


- Themes are based upon what the children know and see every day, as well as the children's interests.
- Themes are age-appropriate and, in general, span the length of 2 weeks, with one Japanese lead morning and one English lead afternoon.
- Teachers are expected to discuss with each other the plans and coordinate the sharing of materials and mirror activities, and key words in English and Japanese.
- Teachers continue to teach Baby sign language so children can express their feelings, reduce the communication stress (less frustrations), and stimulate their spoken language.



Eat




More



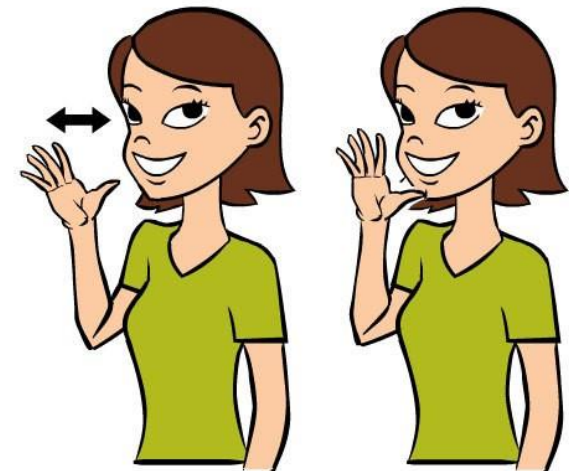
All done



Please




Thank you



Mommy

2022	Spring								Summer	
E: English J: Japanese	E	J	J	E	E	J	J	E	E	J
Date	4/11-	4/18-	4/25-	5/2-	5/9-	5/16-	5/23-	5/30	6/6	6/13
Kanasan	Spring		Animals		My World		Life Cycle		Land	
Churasan	Animals		My World		Spring		Insects		Space	
Umusan	My World		Spring		Animals		Pet		Water	

Lesson Plan (English)

			Tedako CDC Weekly Plan てだこCDC・週間保育計画			1	Year(s) 歳児	Churasan	Class クラス	2021/5/10		～	2021/5/14		
 Theme テーマ			Spring		# of Children 園児数	9	People 人	Class Teacher 担任	Merly Labaniego			GL		Mng.	
												主任		管理	
Children's State of Previous Week 前週の子どもの姿									Goals / Objectives ねらい				Events 行事		
Last week, the children are calmer and at ease with teachers. They started to share toys with friends.									Keep building trust relationship with children. Encourage them to participate more in every activity by demonstrating and leading them.				N/A		
			Social-Emotional 社会・情緒		Physical 身体			Language / Literacy 言語・識字			STEM ステム		Art 芸術		
Content 内容			Caring for Plants		Rain Gear Pretend Play			Signs of Spring			Parts of a Butterfly		Rain		
Anticipated Activities of Children 予想される園児の活動			Each child will take turn in watering the plants		The children will wear their rain gear as we sing the song Rain, Rain Go Away			Spring Sensory Bin Play			Sorting colored butterflies		Rain Cloud Craft		
Environmental Organization・Assistance 環境構成・保育者の援助			Have some potted plants and small sprinkler ready for the children to use		Make sure everyone has rain gear on this day so that no one will be left behind			Prepare 3 sets of Spring sensory bins and divide the class into 3 small groups			Pre-cut different colored butterflies and prepare corresponding boxes		Pre-cut the rain cloud for the children to work on. Assist and guide them to finish their work on time		
Partnership with Family 家庭との連携			Introduce their child/children on how to help take care of their house plants.		Ask the parents on the 10th to bring rain gear for their child/children			Play "I Spy" with your child/children as you drive or walk around			Send home their child/children's butterfly art and identify the parts (wings, antennae, and body)and encourage them to try at home		Ask families to sing "Rain, Rain Go Away" song at home.		
Reflection and Evaluation 反省・評価															



Lesson Plan (Japanese)

	 OIST	てだこCDC・週間保育計画 Tedako CDC Weekly Plan				1	歳児 Year(s)	Churasan	クラス Class	2021/5/17		～	2021/5/21			
テーマ Theme		春		園児数 # of Children	10		人 People	担任 Class Teacher	長濱 衣里			主任 GL		管理 Mng.		
前週の子どもの姿・Children's State of Previous Week									ねらい・Goals / Objectives				行事・Events			
少しずつ園生活の流れもわかってきた様子で、保育士の声掛けに反応しながら手を洗ったり片づけをする姿が見られるようになってきた。また、朝の会や帰りの会でも音楽に合わせて体を揺らしたり、座って参加できる時間も長くなってきた。									・保育士と触れ合いながら、安心して園生活を送る。 ・春の製作遊びを楽しむ。				・誕生会			
		社会・情緒 Social-Emotional		身体 Physical			言語・識字 Language / Literacy			STEM・STEM			芸術・Art			
内容 Content		植物のお世話		ちょうちょ			"みずちゃぼん"			"はらぺこあおむし"			たんぼぼ製作			
予想される園児の活動 Anticipated Activities of Children		先週に引き続き、朝の水やりを楽しむ。		「ちょうちょ」の音楽に合わせて、ちょうちょになりきり表現することを楽しむ。			絵本の読み聞かせを通し、雨が降る様子や水のしずくが落ちる様子などを言葉で表現することを楽しむ。			あおむしの口の中に、保育士と一緒に数を数えながら果物カードをいれる。			スタンプや指を使って、たんぼぼ製作を楽しむ。絵の具が苦手な子はシールを使って製作する。			
環境構成・保育者の援助 Environmental Organization・Assistance		小さな鉢に咲いている花とジョーロを準備する。 一人ずつ手を添えて援助しながら、植物に優しい言葉をかけ思いやりの気持ちが育つようにする。		全員が安全に踊れる環境を整える。 保育士も一緒にちょうちょになりきり、表現する楽しさを感じられるようにする。			身の回りの水に気付けるように、保育士も一緒に発見したり水が流れる様子を言葉で表現する。			あおむしと果物カードを準備しておく。 個別で時間を設け、一緒に数えながら果物カードを口に入れる。			たんぼぼの形に切られた画用紙を準備しておく。 実物のたんぼぼを見せながら、楽しく色ぬりができるようにする。			
家庭との連携 Partnership with Family		家庭でも子ども達と一緒に身近な植物探しを楽しんでみることを勧める。		家庭でも「ちょうちょ」の曲を流してみようことを勧める。			梅雨の時期なので、雨が降った日は子どもと一緒に雨を観察したりし言葉で表現したりすることを楽しんでみることを勧める。			活動で使ったあおむしや果物カードを持ち帰って、家庭でも一緒に遊べるようにする。			子どもの制作に対する喜びを家庭と共有し、家庭でもできる制作のアイデアを伝える			
反省・評価 Reflection and Evaluation																



Activities

Activities will include **short circle times**, lots of dancing to rhythms of **music**, reciting **finger plays** and **rhymes**; sensory activities such as **water play**, or **playdough**, **imaginative play**, **puzzles**, drawing, gluing, and painting with a **variety of art** mediums.

In addition, children will begin to gain an understanding of **social interactions** and **expressing their own emotional needs**, as they engage in social **interactions with peers and teachers**. Children will also go **outside** (weather permitting) to enjoy **nature walk**, sand play, and recreational activities. Yes, we love **moving** and climbing too!



Expected Outcomes

Social-Emotional Development:

- Participate in routine activities easily
- Shows awareness of their own feelings
- Enjoys parallel play
- Defends their possessions

Cognitive Development

- Follows two-step instructions such as, “Pick up your shoes and put them on”
- Identifies some colors

Language Development:

Names items in a picture book such as a cat, dog or bird

Joins familiar words to communicate wants and needs (2 to 4 words, i.e. “I want _____.”))

Motor Development

- Runs
- Uses a paint brush
- Strings large beads




Assessment

Assessments:

To inform planning of day-to-day curriculum and to ensure that the program is addressing each child's individual needs.

Assessment Tools:

- Developmental Checklist (Twice a year)
- Portfolios (Monthly entries)
- Observational notes

 TEDAKO CDC DEVELOPMENTAL CHECKLIST
1-2 Year Olds

Child's Name : _____
Date of Birth: _____
Assessment Dates : _____

SELF-HELP SKILLS

- ☐ Feeds themselves with their bare hands, a spoon and a fork
- ☐ Drinks from a cup with help
- ☐ Seats themselves in a child's chair
- ☐ Sits at the table while eating
- ☐ Begins to be helpful through actions like picking up things and putting them away

PHYSICAL DEVELOPMENT (FINE/GROSS MOTOR SKILLS)

- ☐ Walks alone
- ☐ Begins to run
- ☐ Pushes and pulls objects
- ☐ Walks up and down steps with help
- ☐ Moves to music
- ☐ Holds a crayon or pencil with their whole hand
- ☐ Scribbles
- ☐ Paints by holding the brush and moving their whole arm
- ☐ Shifts a marker, or any drawing or painting tool, from hand to hand Uses a pincher grasp
- ☐ Uses a pincher grasp
- ☐ Turns two or three pages at a time
- ☐ Uses fine motor skills to hold a small ball then gross motor skills to throw it



Classroom Set Up



Entrance



Shoebox



Classroom



Pick Up and Drop Off Routine

Morning Drop-off

- **Sign in attendance sheet**
- Class Teacher takes child Temperature
- Quick goodbye
- Please drop off between 8:00-9:30 (Morning snack from 9:00-9:30)

Afternoon Pick-up

- We do not allow drop-off during nap/rest time; however, you may pick up
- **Sign out attendance sheet**
- Please watch children after pick up
- Late fee will be applied for pick up after 6pm




Transition Schedule (Optional for New Children)

- All teachers will be available from 9:30am-4:30pm.
- We want to provide a comfortable and pleasant time for newly enrolled children, so we would like to schedule the transitional period during this time. Please confirm the schedule below and let us know.
- Day 1 (4/1 Fri) 9:30-11:30 2hours
- Day 2 (4/4 Mon) 9:30-12:30 3hours
- Day 3 (4/5 Tue) 9:30-13:30 4hours
- Day 4 (4/6 Wed) 9:30- 14:30 5hours
- Day 5 (4/7 Thu) 9:30-15:30 6hours



First Day of New Class



This is the bib and towel holder. We appreciate if parents will place their own child's bibs and towels in the holder, placed outside the class during drop-off in the mornings. We would also like to know your child's status upon arrival (Sleeping, eating, mood and such).



Daily Schedule

8:00	～	9:00	Arrival / Handwashing / Child Initiated Play/Temp Check	登園・手洗い・自由遊び・検温
9:00	～	10:00	Handwashing/Morning Snack /Bathroom(Toileting)	手洗い・おやつ・トイレ(排泄)
10:00	～	10:15	Morning Circle Time (Greeting, Calendar , Songs,Colors, Shapes, numbers, story Time)	朝のサークルタイム 挨拶・カレンダー・歌・色・形・数・字・読み聞かせ
10:15	～	10:35	Teacher Directed Activity	設定保育
10:35	～	10:55	Child Initiated Play	自由遊び
10:55	～	11:00	Transition to Lunch/ Handwashing/	食事の準備・手洗い
11:00	～	11:30	Lunch	食事
11:30	～	12:00	Bathroom(Toileting)/ Handwashing /Naptime Preparation	トイレ(排泄)・手洗い・午睡準備



Modified Outside Play Time

09:30-10:15

Umusan

10:15-11:00

Churasan

15:00-15:40

Kanasan

12:00	～	14:30	Nap/Rest Time	午睡
14:30	～	15:00	Wake Up/Bathroom(Toileting) /Handwashing/Temperature Check	起床・トイレ(排泄)・手洗い・検温
15:00	～	15:40	Transition to Outside Play /Outside Play/Gross Motor Activies	屋外遊び準備・屋外遊び・粗大運動活動
15:40	～	15:55	Toileting/Handwashing	排泄・手洗い
15:55	～	16:15	Afternoon Snack /Temperature Check	おやつ・検温
16:15	～	16:30	Afternoon Circle Time (Greeting, Calendar , Songs,Colors, Shapes, numbers, story Time)	午後のサークルタイム
16:30	～	17:00	Child Initiated Play	自由遊び
17:00	～	17:15	Bathroom(Toileting) /HandToileting	トイレ(排泄)・手洗い
17:15	～	18:00	Child Initiated Activity: Book, Puzzle,Sensory toys,/Departure	自由遊び: 絵本・パズル・降園



SY 2021 Kanasan, Churasan, Umusan Supply List

Everyday <ul style="list-style-type: none"> Bag or backpack (Child-sized) Water bottle /Sippy cup (Water or non-caffeine tea only) Lunch (if not ordered) 3 bibs for snacks and lunch 2 Face towels Self-feeding spoon and fork set Outside shoes Plastic bags for soiled clothing Loop towel (for hands) 	On Monday <ul style="list-style-type: none"> Nap Set 	Keep at School <ul style="list-style-type: none"> Smock for art and craft 3 changes of extra clothes Pull-ups Diapers (At least 10 diapers) <i>*Please write your child's name on diapers</i> Underwear as needed Wipes (1 pack) Jacket (Fall & Winter) Hat Sunscreen Toothbrush 	Optional <ul style="list-style-type: none"> Indoor shoes Sunglasses 	Waterplay during June-September <ul style="list-style-type: none"> Swimsuit 2 Swim diapers Towel Set of clothes and dry pull-up diaper for after water play Plastic bag
毎日 <ul style="list-style-type: none"> かばんまたはリュック 水筒又はストローボトル（水又はお茶） お弁当（給食注文しない場合） 食事用エプロン3枚 フェイスタオル2枚 スプーン・フォークセット（必要に応じて） 外履き用靴 汚れものを入れるビニール袋 ループ付タオル（お手拭き用） 	月曜日持参 <ul style="list-style-type: none"> お昼寝セット 	園で保管 <ul style="list-style-type: none"> スモック（制作用） お着替え3セット パンツタイプおむつ（5枚程度） <i>*おむつに名前記入</i> トレーニングパンツ（必要に応じて） おしりふき1パック 薄手の上着（秋、冬用） 帽子 日焼け止め 歯ブラシ 	オプション <ul style="list-style-type: none"> 	水遊び（6月～9月の期間のみ） <ul style="list-style-type: none"> 水着 スイミングおむつ2枚 タオル お着替え、おむつ ビニール袋

***Please write your child's name on each item. すべての持ち物にお子様の名前の記入をお願いします。**



Supervision of Children and Discipline

Guidance and Discipline

- Teachers will **model and teach** basic principles such as sharing, personal space, following directions, and respect for others. Our goal is to reinforce your child's positive behavior.
- CDC teachers **never use any type of physical punishment or humiliation.**
- **If the child's behavior is dangerous** to the child or other children, a meeting will be called to **develop a plan for improvement.**

Strategies Pre-toddler Class Teachers use

- Supervision of class/ Proximity
- Redirect/ Distract
- Talk about actions and effects
- Help children express their emotions through words
- Look for patterns

About Snacks and School Lunch

Parents can provide home lunch or order school lunch. Our school lunch is provided by a vendor that supplies food to hospitals, elderly care facilities and preschools, and they have different consistencies to match the needs of our children.

Serving size for Pre-toddlers (1-2 years old)

Note: Average salt content of our school lunch is 1.5 gram per serving



Cho Kizami (Paste)



Kizami (Chopped)



Hitokuchi Dai (Chunked)



Breast Feeding


- Some mothers breastfeeding for more than a year however, at one years old, typically only at night for comfort.
- If you are still breast feeding during the day, we apologize that Pre-Toddler Rooms do not have a nursing room.
- If you would like to breast feeding, the closest nursing room in the conference center





Please
remember
to...

Sign in/out attendance sheet



Write your child's name
on every item!





Policies

Sick Child Policy

<https://groups.oist.jp/cdc/health-and-safety>

(Your child has to be fever-free for over 24 hours without fever reducing medication for re-admission)

Medication Policy


https://groups.oist.jp/sites/default/files/imce/u774/Medication%20Authorization%20Form_0417_EJ-1.pdf

(Please fill out the form for any med to be dispensed!)

Sun Protection

<https://groups.oist.jp/sites/default/files/imce/u372/5.%20Sunscreen%20Authorization%20Form%20%28EJ%29%200514.pdf>

(Please apply sunscreen prior to drop-off in the morning!)



Thank you!