



Welcome CDC Parents and Carers

New Class Orientation

Infant Class

2022/3/22





Meet the Group Leader



Aimi Toubaru

aimi.toubaru@oist.jp

Point of contact for concerns after speaking with the class teacher.

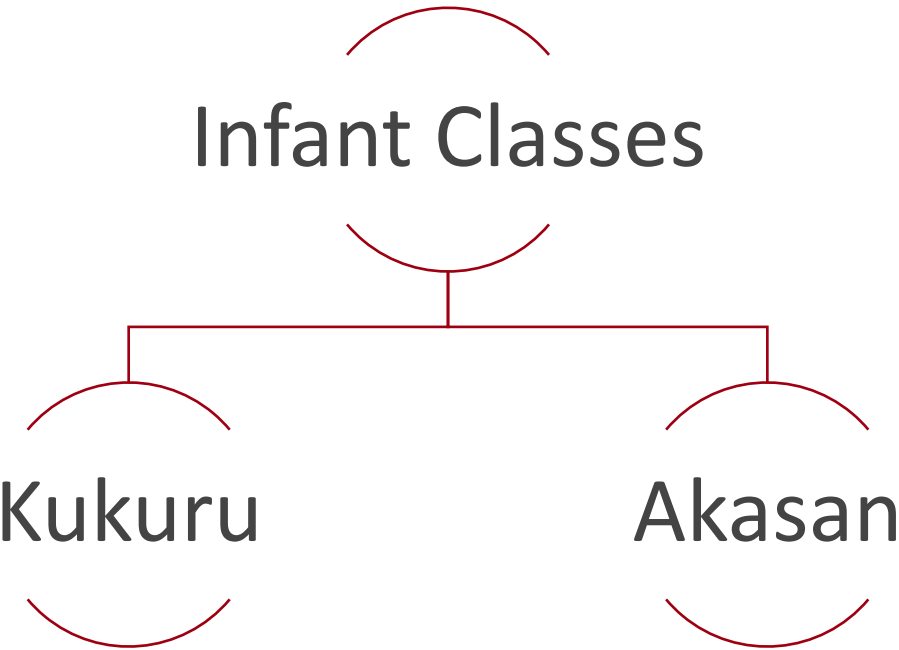
Creates shifts and covers the classroom when class teachers are on leave.

Formal and informal evaluation of classroom, safety checks, staff training, student class assignments, holds meetings with teachers monthly.



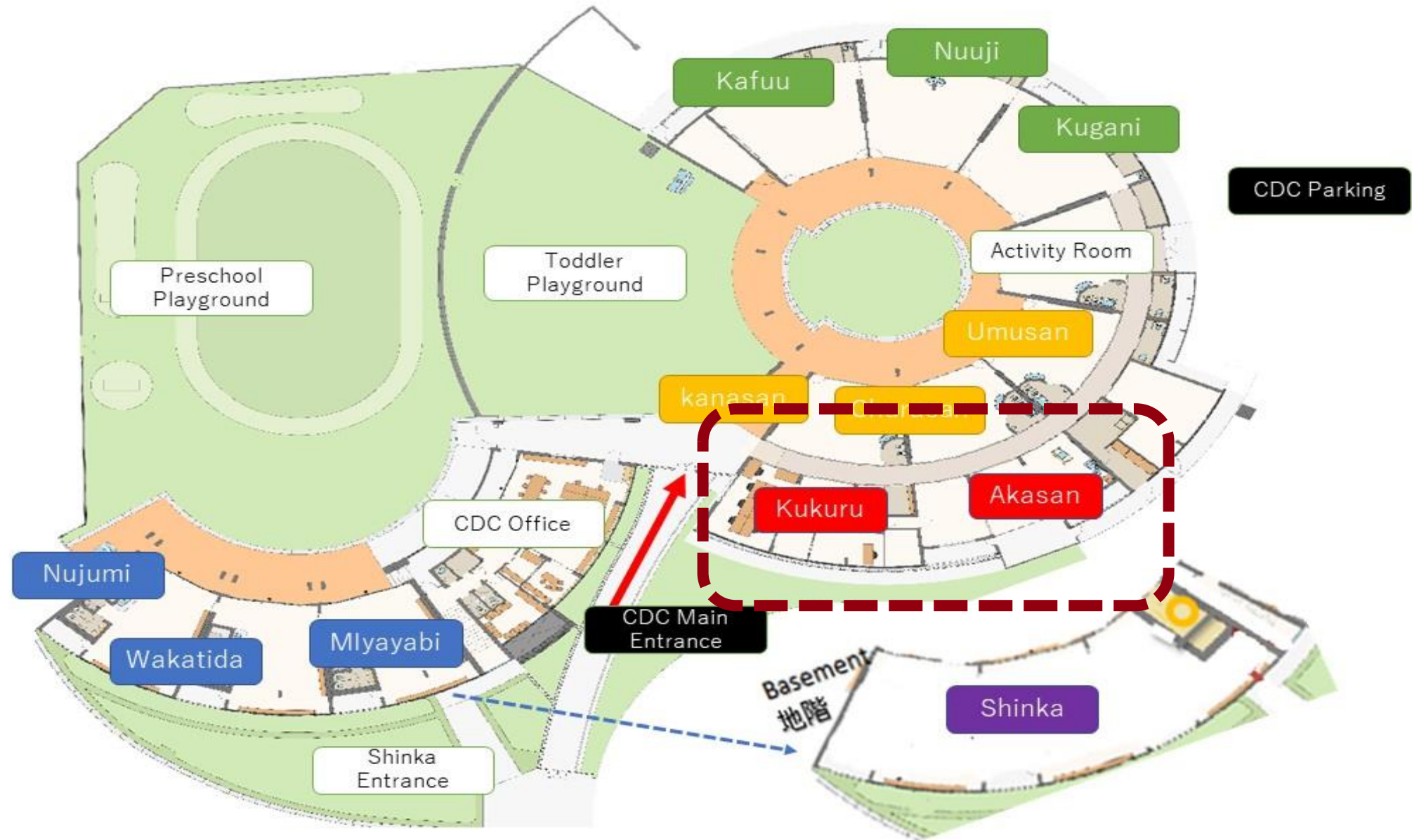
Overview of Class

Infants will join the class from April 1 and will remain in this class until end of March 2023.





Classroom Location





Classroom Set Up





Actively Bi-Lingual Activities/ Curriculum

- Read aloud picture books to children (in both languages)
- Finger play songs/Singing (in both languages)
- Dancing
- Water play
- Sensory Play
- Buggy ride
- Outside story time (In both languages)
- Baby Sign Language





Assessment

Assessment Tools:

- Portfolios (Monthly entries called Individual Development Plan)
- Observational notes (Monthly Lesson Plan notes and reflections)

Parent-Teacher communication:


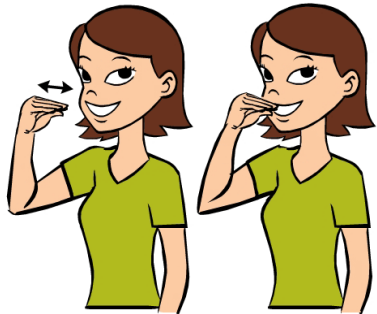
- Drop off and Pick up time
- Class Dojo or Email





Outcomes

- Sits and stands without support
- Walks independently
- Sit in a chair independently
- Holds a Sippy cup to drink with assistance
- Feeds themselves finger food
- Begins to use utensils to eat
- Use few Baby Sign Language to express their feelings





Baby Sign Language

More 	Eat 	Milk 	All done
Please 	Thank you 	Mommy 	Daddy
Book 	Bed 	Help 	Change
Sorry 	Play 	Wash Hands 	Ball
Potty 	Drink 	Cold 	Hot

- Infant class provides sign language in daytime childcare
- Communicating in sign language can help babies and toddlers overcome a lot of the frustration.
- Baby sign promotes communication before a child is able to verbally communicate with others.

Supply List

Kukuru and Akasan Class Supply List

Everyday	On Monday	Keep at School	Optional	Water play (During June-September)
<input type="checkbox"/> 4-5 bottles of prepared milk. <input type="checkbox"/> Frozen Breast Milk (If the child is breastfed) <input type="checkbox"/> 2 Baby Spoons for the child and cares <input type="checkbox"/> Sippy Cups <input type="checkbox"/> Lunch (if not ordered) <input type="checkbox"/> Snacks <input type="checkbox"/> 3 changes of clothes and under shirts as needed <input type="checkbox"/> 2 bibs for snacks and lunch <input type="checkbox"/> 2 Face towels <input type="checkbox"/> Plastic bags for soiled clothing *Please write your child's name on each item.	<input type="checkbox"/> Crib Bedding -waterproof sheet, sheet cover, blanket. *Bed Dimensions-62 cm x 90 cm	<input type="checkbox"/> Outside shoes (if your child can walk) <input type="checkbox"/> Jacket (Fall & Winter) <input type="checkbox"/> Hat <input type="checkbox"/> Sunscreen <input type="checkbox"/> Wipes (1 pack) <input type="checkbox"/> Diapers (1 pack) *Please write your child's name on bag	<input type="checkbox"/> Baby cup with straw <input type="checkbox"/> Burp cloths <input type="checkbox"/> Pacifiers with clips for clothing <input type="checkbox"/> Bath towel	<input type="checkbox"/> Swimsuit <input type="checkbox"/> 2 Swim diapers <input type="checkbox"/> Towel <input type="checkbox"/> Set of clothes and dry diaper for after water play <input type="checkbox"/> Plastic bag
毎日	月曜日持参	園で保管	オプション	水遊び (6月～9月の期間のみ)
<input type="checkbox"/> 哺乳ビン(プラスチック製) 4-5本 <input type="checkbox"/> 母乳 <input type="checkbox"/> スプーン 2つ <input type="checkbox"/> ベビー用マグカップ <input type="checkbox"/> お弁当 (給食注文しない場合) <input type="checkbox"/> おやつ (離乳食一食分) <input type="checkbox"/> お着替え・肌着(必要に応じて) 3セット <input type="checkbox"/> 食卓用エプロン 2枚 <input type="checkbox"/> フェイスタオル 2枚 (おしぼり) <input type="checkbox"/> 汚れ物を入れるビニール袋 *すべての持ち物にお子様の名前の記入をお願いします。	<input type="checkbox"/> お昼寝セット -防水シート、シーツカバー、ブランケット *ベッドサイズ (62センチ×90センチ)	<input type="checkbox"/> 外履き用靴 (歩行する乳児のみ) <input type="checkbox"/> 薄手の上着 (秋、冬用) <input type="checkbox"/> 帽子 <input type="checkbox"/> 日焼け止め (4月 - 10月) <input type="checkbox"/> おむつ (一袋) *袋に名前記入 <input type="checkbox"/> おしりふき	<input type="checkbox"/> ベビー用カップ (ストロー付き) <input type="checkbox"/> 授乳用ガーゼ <input type="checkbox"/> クリップ付おしゃぶり <input type="checkbox"/> バスタオル	<input type="checkbox"/> 水着 <input type="checkbox"/> スイミングおむつ 2枚 <input type="checkbox"/> タオル <input type="checkbox"/> お着替え、おむつ <input type="checkbox"/> ビニール袋

***Please write your child's name on each item.**

***すべての持ち物にお子様の名前の記入をお願いします。**



Daily Schedule

Akasan Class Daily Schedule
あかさんクラス 一日のスケジュール

8:00 ~ 9:30	Arrival/Free play/Change Diapers/Individual needs	登園・自由遊び おむつ交換 個別のニーズに合わせる
9:30 ~ 10:20	Short Story time/ Crawling Individual needs	読み聞かせやはいはい 個人のニーズに合わせる
10:20 ~ 10:30	Change diapaers/Wash hands Lunch preparation	おむつ交換・手洗い 給食準備
10:30 ~ 11:20	Lunch time	ランチタイム
11:20 ~ 11:30	Change clothes & diapers Nap preoaration	お着換え・おむつ交換 午睡準備
11:30 ~ 14:30	Nap time	午睡タイム
14:30 ~ 14:45	Change diapaers Free play	おむつ交換 自由遊び
14:45 ~ 15:30	Snack time	おやつ時間
15:30 ~ 17:30	Change diapers Free play/Individual needs	自由遊び・おむつ交換 個別のニーズに合わせる
17:30 ~ 18:00	Free play/ Departure	自由遊び・降園





Pick Up and Drop Off Routine

Morning Drop Off

- Please drop your child off from 8:00 - 9:30 a.m.
- If your child is sick or cannot attend for some reason, please call, or e-mail (akasan@oist.jp) before 9:00 am that day to let us know.
- Please sign in on the attendance sheet each day.
- Please put away your child's belongings in the designated area.

Afternoon Pick Up

- Please sign out on the attendance sheet each day.
- Children will not be released to any other person who is not designated for Alternative Pick-Up Authorization.
- Bottles, cup, containers for lunch and snack, and dirty clothes should be taken home each day. Diapers are kept in CDC.
- Please take home your child's bed sheet and blanket on the last day of the week.
- We open from 8:00 a.m.- 6:00 p.m., Monday to Friday. A late fee of ¥1,000 will be charged for every 15 minutes after 6:00 p.m




First Day of New Class



3/7		3/9	3/10	3/11
In	9:00	9:00		
Out	17:30			
In	9:15	9:00		
Out	17:45	17:00		
In	9:30	9:00		
Out	17:45			
In	9:05	9:10		
Out	5:30	17:40		
In	9:10	9:20	9:10	
Out	17:58	17:42		
In				
Out				
In	9:09	9:11		
Out	17:44	17:58		
In	9:45	9:40		
Out	17:30	17:30		
In	8:00	8:00	8:40	
Out	14:30	14:30		
In	8:40	8:40	9:40	
Out		17:55		
In	8:21	8:45	8:30	
Out	17:15	17:20		



- Please bring four or five bottles of prepared milk to the class every day.




Please bring an extra bottle for your child.



About Milk

1. All bottles must be labeled with the child's name, the date the formula is made and type of milk.
2. Please bring plastic feeding bottles (Glass bottles require a silicon cover for safety hazard.)





Breast Milk

- Please use breast milk storage bags when you bring breast milk.
- Breast milk is received by hand from the parent/guardian
- When receiving breast milk we confirm the name, date of expressed and number (volume).
- Breast milk received at the CDC must have been expressed within the **past six months.**





Breast Feeding Mothers

In Akasan Classroom

- There is a space for breast feeding in Akasan class.



On Campus

Mother Room Locations

- Auditorium
- Lab 3
- Lab 4





About Snacks and School Lunch

Parents can provide home lunch or order school lunch.

Kizami (Consistency of Food)



Cho Kizami (Paste)



Kizami (Chopped)



Hitokuchi Dai (Chunked)

Please note that the **salt content** in the school lunch is **about 1.5 grams** per serving.



Reminder

Sick Child Policy

<https://groups.oist.jp/cdc/health-and-safety>



Medication Policy


[The medication authorization form](#)



Sun Protection

[Sunscreen Authorization](#)

Please apply sunscreen before the children arrive at school
in the morning



Thank you!