



Welcome CDC Parents and Carers

# New Class Orientation

## Infant Class

2024/3/3





# Welcome to Infant Class Orientation

Meet the Group Leader

Overview of Class, Classroom Location

Activities, Assessment, Outcomes

Baby Sign language, Daily Schedule,

Drop Off of Infant Class, About Milk, Breast Milk

About Snacks and School Lunch

Pick Up and Drop Off Routine

Supply List

Meet the Class Teachers



# Meet the Group Leader



**Nan Scuba**

[nan.miyashita@oist.jp](mailto:nan.miyashita@oist.jp)

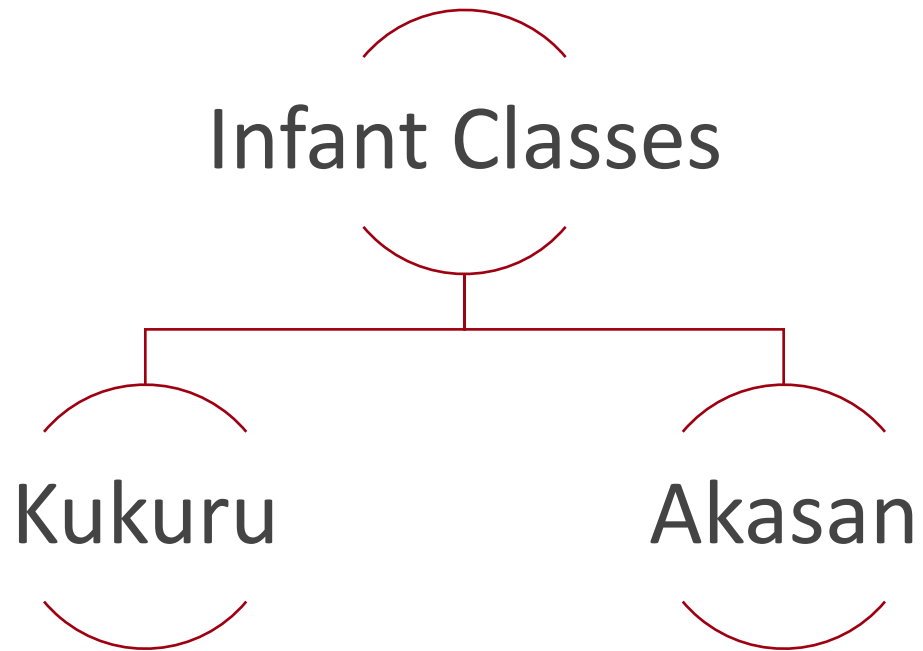
Point of contact for concerns after speaking with the class teacher.

Creates shifts and covers the classroom when class teachers are on leave.

Formal and informal evaluation of classroom, safety checks, staff training, student class assignments, holds meetings with teachers monthly.



# Overview of Class

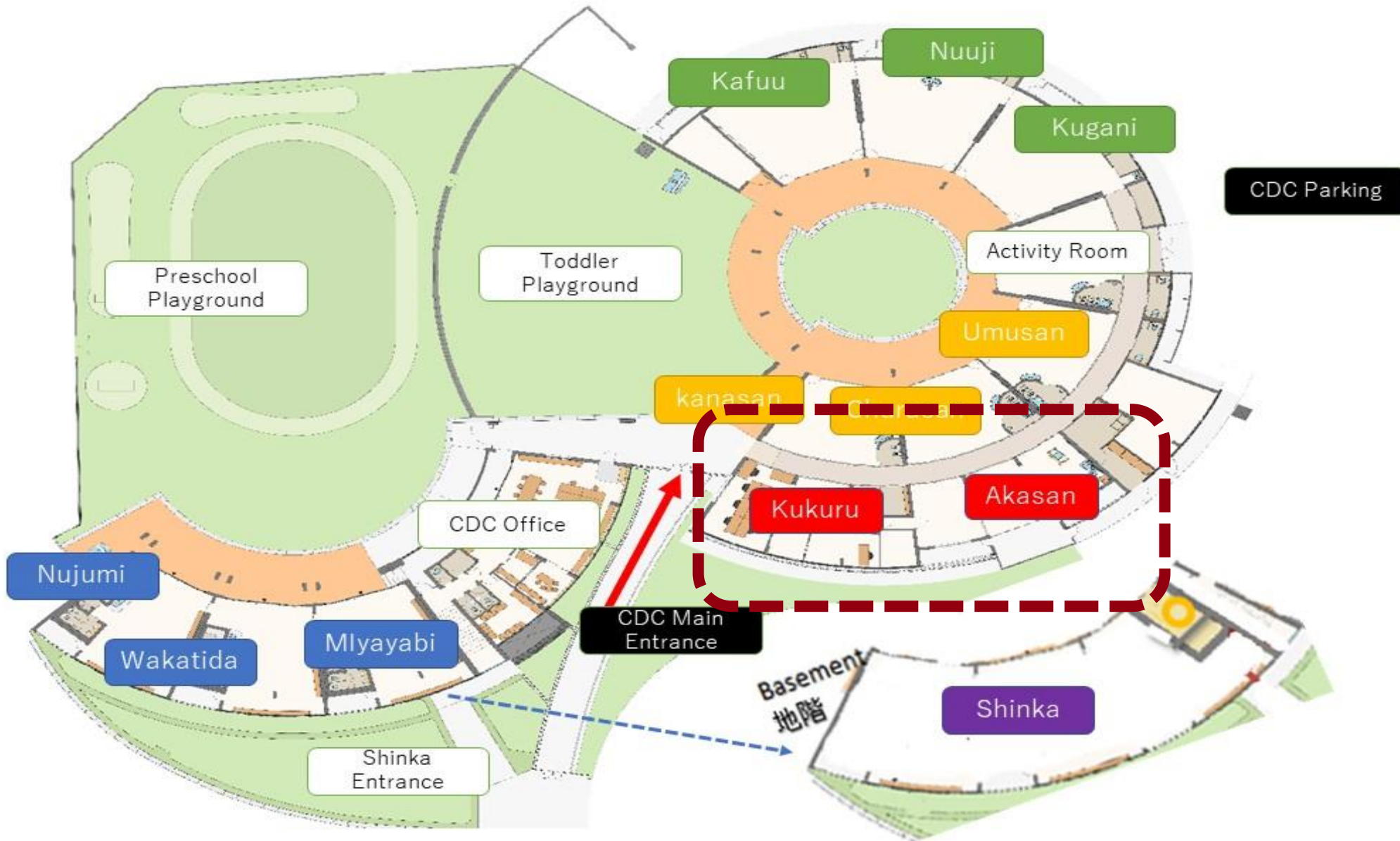


**Infants will join the class from April 1 and will remain in this class until end of March 2025.**

- The legal ratio in Japan for children aged 2-11 months is 1:3 and for children aged 1-2 is 1:6.
- At present, Akasan classroom has 5 teachers and Kukuru classroom has 4 teachers.



# Classroom Location





# Classroom Set Up





## Actively Bi-Lingual Activities/ Curriculum

- Read aloud picture books to children (in both languages)
- Finger play songs/Singing (in both languages)
- Dancing
- Water play
- Sensory Play
- Buggy ride
- Outside story time (in both languages)
- Baby Sign Language





# Assessment

## Assessment Tools:

- Portfolios (monthly entries called Individual Development Plan )
- Observational notes (monthly lesson plan notes and reflections )

## Parent-Teacher Communication:

- In-person communication during daily drop off and pick up
- Class Dojo and email





























# Outcomes

- Sits and stands without support
- Walks independently
- Sit in a chair independently
- Holds a sippy cup to drink with assistance
- Feeds themselves finger food
- Begins to use utensils to eat
- Use baby sign language to express their feelings





# Baby Sign Language

<b>More</b> 	<b>Eat</b> 	<b>Milk</b> 	<b>All done</b> 
<b>Please</b> 	<b>Thank you</b> 	<b>Mommy</b> 	<b>Daddy</b> 
<b>Book</b> 	<b>Bed</b> 	<b>Help</b> 	<b>Change</b> 
<b>Sorry</b> 	<b>Play</b> 	<b>Wash Hands</b> 	<b>Ball</b> 
<b>Potty</b> 	<b>Drink</b> 	<b>Cold</b> 	<b>Hot</b> 

**Baby sign language basics offer multiple benefits for children:**

- Reducing frustration
- Facilitating language development
- Encouraging gesturing, pointing

The Infants class teachers are using some baby sign language everyday. If you are interested in using baby sign language with your child please let us know and we can share a basic guide sheet that you can use to work together with your baby at home.



# Daily Schedule

Akasan Class Daily Schedule  
あかさんクラス 一日のスケジュール

8:00	~	9:30	Arrival/Free play/Change Diapers/Individual needs	登園・自由遊び おむつ交換 個別のニーズに合わせる
9:30	~	10:20	Short Story time / Crawling Individual needs	読み聞かせやはいはい 個人のニーズに合わせる
10:20	~	10:30	Change diapaers/Wash hands Lunch preparation	おむつ交換・手洗い 給食準備
10:30	~	11:20	Lunch time	ランチタイム
11:20	~	11:30	Change clothes & diapers Nap preoaration	お着換え・おむつ交換 午睡準備
11:30	~	14:30	Nap time	午睡タイム
14:30	~	14:45	Change diapaers Free play	おむつ交換 自由遊び
14:45	~	15:30	Snack time	おやつ時間
15:30	~	17:30	Change diapers Free play/Individual needs	自由遊び・おむつ交換 個別のニーズに合わせる
17:30	~	18:00	Free play/ Departure	自由遊び・降園

- In the beginning, we will be flexible to accommodate the needs of the children. Gradually children will be able to follow this schedule.

- For babies, physical and emotional development is very important. They are completely dependent on their caregivers and need plenty of adult attention. Providing them food, a place to sleep and play, or changing diapers are needed to form firm attachment with teachers.





# Drop Off of Infant Class



- First, please sign in by the iPhone.
- Please hand over children's belongings, such as bottles and diapers to the teacher.
- Children's belongings are stored on their own shelves by the teacher.
- Please tell the teacher how the children are doing at home and their feeding schedule.



# About Milk

- Please bring four or five bottles of prepared milk to the class every day.




- Please bring an extra bottle for your child.
- The milk brought from home will be stored in the class fridge.
- During the day, the milk will be warmed and fed by the teachers according to the child's schedule.



# About Milk

1. All bottles must be labeled with the child's name, the date the formula is made and type of milk.
2. Please bring plastic feeding bottles (Glass bottles require a silicon cover for safety hazard.)





# Breast Milk



If your child is breastfed, We can give breast milk by bottle, or we can call mother to arrange feeding times.



- Please use breast milk storage bags when you bring breast milk.
- Breast milk is received by hand from the parent/guardian
- When receiving breast milk we confirm the name, date of expressed and number (volume).
- Breast milk received at the CDC must have been expressed within the **past six months**.





# Breast Feeding Mothers

## In Kuku Classroom

- There is a space for breast feeding in Kuku class.



## On Campus

## Mother Room Locations

- Conference center
- Lab 3
- Lab 4
- Lab 5







## About Snacks and School Lunch

- As children become 6 month of age, it's time to start to introduce solid foods. Please do not send babies with foods that have not been first introduced at home.
- We will start feeding him or her once a day at lunchtime, then gradually feed them twice a day.
- Parents can provide home lunch or order school lunch(however, we recommend baby to start school lunch after they turned 1 year old because of salt content) Our school lunch is provided by a vendor that supplies food to hospitals, elderly care facilities and preschools, and they have different consistencies to match the needs of our babies.
- Please note that the salt content in the school lunch is about 1.5 grams per serving. The daily recommended amount of salt for a baby aged 1-2 is 3 grams. Nutrition guidelines differ between countries and we recommend you reduce salt intake at other meals if you order school lunch.
- About snack, Although it says snack time, you can bring a normal meal.



# About Snacks and School Lunch

Parents can provide home lunch or order school lunch.


## Kizami (Consistency of Food)



**Cho Kizami (Paste)**



**Kizami (Chopped)**



**Hitokuchi Dai (Chunked)**

Please note that the **salt content** in the school lunch is **about 1.5 grams** per serving.





# Pick Up and Drop Off Routine

## Morning Drop Off

- Please drop your child off from 8:00 - 9:30 a.m.
- If your child is sick or cannot attend for some reason, please call, or e-mail ([akasan@oist.jp](mailto:akasan@oist.jp) [kukuru@oist.jp](mailto:kukuru@oist.jp))
- before 9:00 am that day to let us know.
- Please sign in by the iPhone each day.

## Afternoon Pick Up

- Please sign out by the iPhone each day.
- Children will not be released to any other person who is not designated for Alternative Pick-Up Authorization.
- Bottles, cup, containers for lunch and snack, and dirty clothes should be taken home each day. Diapers are kept in CDC.
- Please take home your child's bed sheet and blanket on the last day of the week.
- We open from 8:00 a.m.- 6:00 p.m., Monday to Friday. A late fee of ¥1,000 will be charged for every 15 minutes after 6:00 p.m
- **Children are not allowed to play on the playground after pick-up.**

# Supply List

Infant Supply List (Kukuru, Akasan Class)

Everyday	On Monday	Keep at School	Optional	Seasonal
<input type="checkbox"/> 4 or 5 plastic bottles of prepared milk on that day. <input type="checkbox"/> Frozen breast milk (If the child is breastfed) <input type="checkbox"/> 2 Baby spoons for the child and cares <input type="checkbox"/> Sippy cups <input type="checkbox"/> Lunch (if not ordered) <input type="checkbox"/> Snacks <input type="checkbox"/> 3 changes of clothes and under shirts as needed <input type="checkbox"/> 2 Bibs for snacks and lunch <input type="checkbox"/> 2 Face towels <input type="checkbox"/> Plastic bags for soiled clothing	<input type="checkbox"/> Crib bedding-waterproof sheet, sheet cover, blanket. *Bed Dimensions-62 cm x 90 cm	<input type="checkbox"/> Outside shoes (if your child can walk) <input type="checkbox"/> Hat <input type="checkbox"/> Sunscreen (No aerosol) <input type="checkbox"/> Wipes for Toileting (1 pack) <input type="checkbox"/> Diapers (1 pack) *Please write your child's name on bag	<input type="checkbox"/> Baby cup with straw <input type="checkbox"/> Burp cloths <input type="checkbox"/> Pacifiers with clips for clothing	<p><b><u>Water play during July-September</u></b></p> <input type="checkbox"/> Swimsuit <input type="checkbox"/> Towel <input type="checkbox"/> Set of clothes and dry diaper for after water play <input type="checkbox"/> Plastic bag
				<p><b><u>Fall &amp; Winter</u></b></p> <input type="checkbox"/> Jacket

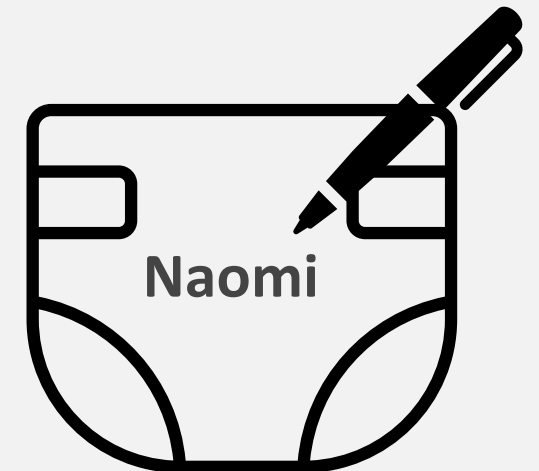


Please  
remember  
to...

Sign in/out on the class iPhone



Write your child's name  
on every item!






# Meet the Infant Class Teachers

## Akasan Class



**Ms. Satuki**



**Ms. Haruka**



**Ms. Tomomi**



**Ms. Arisa**



**Ms. Boutheina**



# Meet the Infant Class Teachers

## Kukuru Class



**Ms.Takako**




**Ms.Rie**



**Ms.Chiyo**



**Ms.Mirai**



**Thank you!**